

Joint Finance-Appropriations Committee Interim Meeting Itinerary JFAC Committee Room C310, Idaho State Capitol October 8, 9, and 10, 2019

Tuesday, October 8, 2019

TAB

9:00 am – 9:10	Welcome and Review of Agenda	
9:10 – 9:30	General Fund Update and Budget Monitor Review	1
9:30 – 10:30	Review of the FY 2021 Agency Budget Requests	2
10:30 – 10:40	<i>Break</i>	
10:40 – 11:45	Continue Review of the FY 2021 Agency Budget Requests	2
11:45 - 12:00 pm	Travel to Boise State University for Lunch at Albertsons Library	
12:00 – 1:45 pm	Lunch at BSU, Meet with BSU President Marlene Tromp, and Tour the new Center for Visual Arts building	3
1:45 – 4:15 pm	1. Travel to Nampa for a Presentation by the Idaho Department of Labor on the Idaho Job Corps Program Transition. 2. Discussion regarding the Department of Health and Welfare property that includes, Job Corp, Southwest Idaho Treatment Center (SWITC), Idaho Department of Juvenile Corrections, IDOC Community Reentry Center, and two golf courses operated by the city of Nampa.	4

Wednesday, October 9, 2019

TAB

8:00 am	Meet in JFAC Committee Room	
8:15 – 11:45 pm	Breakout Sessions (4 th Floor JFAC Conference Room and Senate and House Minority Caucus Rooms)	
	A. State Employee Health Insurance Costs and Reserves, Room W403	5
	B. Personnel Costs and CEC Options, Room E426	6
	C. State Agency Strategic Planning and Performance Reports, Room C401	7
12:00 – 1:15 pm	Lunch on Your Own	
1:15 – 3:30	JFAC Committee Room - Department of Health and Welfare Updates	
	1. Medicaid Forecasting Methodology	8
	2. Non-Emergency Medical Transportation (NEMT)	9
	3. Health Care Payment Reform	10
	4. Child Welfare Reform Data Project	11
3:30 – 3:45 pm	<i>Break</i>	
3:45 – 4:45 pm	Idaho Department of Labor and the Workforce Development Council – New Service Model/Local Office Closures	12

**Joint Finance-Appropriations Committee
Interim Meeting Itinerary
JFAC Committee Room C310, Idaho State Capitol
October 8, 9, and 10, 2019**

Thursday, October 10, 2019

TAB

8:00 am	Meet in JFAC Committee Room	
8:15 am – 11:15	Breakout Sessions (4 th Floor JFAC Conference Room and Senate and House Minority Caucus Rooms)	
	A. Budget Hearing Packet Review, Room W403	13
	B. Appropriation Bills, SOPs and Sponsor Notes, Room E426	14
	C. Fund Balances, Room C401:	15
	1. Major Reserve Fund Balance Analysis	
	2. Agency Fund Balances, and	
	3. LSO Fiscal Sourcebook	
11:15 – 12:00 pm	Recap in JFAC Committee Room and Meeting Adjournment	



AGENDA
JOINT FINANCE-APPROPRIATIONS COMMITTEE
9:00 A.M.
Room C310 State Capitol
Tuesday, October 08, 2019

TIME	DESCRIPTION	PRESENTERS
9:00 am	Welcome and Agenda Review	JFAC Co-Chairs
9:10 am	General Fund and Budget Monitor Update	Paul Headlee, Manager, LSO, Budget & Policy Analysis
9:30 am	Review of FY 2021 State Agency Budget Requests	LSO, Budget & Policy Staff
10:30 am	<i>Break</i>	
10:40 am	Continue Review of FY 2021 State Agency Budget Requests	LSO, Budget & Policy Staff
11:45 am	Travel to Boise State University	
12:00 pm	Luncheon for JFAC and staff at Albertsons Library, Boise State University	Marlene Tromp, President, Boise State University
1:00 pm	Tour the new Center for Visual Arts. 1110 South Capitol Blvd. Boise State University	
1:45 pm	Travel to Nampa for 1. A presentation by the Idaho Department of Labor on the Idaho Job Corps Program transition, and 2. A discussion about the uses of the state property that includes the Southwest Idaho Treatment Center (SWITC), Idaho Department of Juvenile Corrections, and the Idaho Dept. of Correction's Community Work Center. 3201 Ridgecrest Drive, Nampa	Agency Staff
4:15 pm	Meeting Adjourns; travel back to State Capitol	



AGENDA
JOINT FINANCE-APPROPRIATIONS COMMITTEE
8:00 A.M.
Room C310 State Capitol
Wednesday, October 09, 2019

TIME	DESCRIPTION	PRESENTERS
8:00 am	Review Agenda	
8:15 am	Breakout Sessions in 4th Floor JFAC Conference Room (C401), Senate Minority Caucus Room (W403), and House Minority Caucus Room (E426). JFAC members will split into three groups and rotate to sessions that will address: A. Employee Health Insurance Costs and Reserves, B. State Personnel Costs and Options for CEC, and C. Agency Strategic Planning and Performance Reports	LSO, Budget & Policy Staff
12:00 pm	Lunch on Your Own	
1:15 pm	Idaho Department of Health and Welfare Updates: 1. Medicaid Forecasting Methodology, 2. Non-Emergency Medical Transportation (NEMT) 3. Health Care Payment Reform, and 4. Child Welfare Reform Data Project	Department Staff
3:30 pm	<i>Break</i>	
3:45 pm	Presentation by the Idaho Department of Labor and the Workforce Development Council on the New Service Model and Local Office Closures	Department Staff
4:45 pm	Meeting Adjourns	



AGENDA
JOINT FINANCE-APPROPRIATIONS COMMITTEE
8:00 A.M.
Room C310 State Capitol
Thursday, October 10, 2019

TIME	DESCRIPTION	PRESENTERS
8:00 am	Review Agenda	
8:15 am	Breakout Sessions in 4th Floor JFAC Conference Room (C401), Senate Minority Caucus Room (W403), and House Minority Caucus Room (E426). JFAC members will split into three groups and rotate to sessions that will address: A. Budget Hearing Packet Review, B. Appropriation Bills, SOPs, and Sponsor Notes, and C. Major Reserve Fund Analysis, Fund Balances Report, and LSO Fiscal Sourcebook	LSO, Budget & Policy Analysis Staff
11:15 am	Meeting Recap in JFAC Committee Room	
12:00 pm	Meeting Adjournment	

JFAC Meeting, October 9th and 10th Breakout Session Schedules and Locations

	Group 1	Group 2	Group 3
1	Sen. Steve Bair, Co-Chair	Rep. Rick Youngblood, Co-Chair	Sen. Dan Johnson, Vice-Chair
2	Sen. Abby Lee	Rep. Neil Anderson	Rep. Wendy Horman, Vice-Chair
3	Sen. Jeff Agenbroad	Rep. Clark Kaufman	Rep. Britt Raybould
4	Sen. Carl Crabtree	Rep. Caroline Nilsson	Sen. Jim Woodward
5	Sen. Van Burtenshaw	Rep. Scott Syme	Rep. Paul Amador
6	Sen. Scott Grow	Rep. Melissa Wintrow	Sen. Ward-Engleking
7		Rep. Sally Toone	Sen. Mark Nye
Wed., October 9th	Tab #5 Health Insurance Costs and Reserves	Tab #6 Personnel Costs and CEC Options	Tab #7 Strategic Planning / Performance Reporting
	Senate Minority Caucus Room W403	House Minority Caucus Room E426	4th Floor JFAC Conf. Room C401
8:15 am - 9:15 am	1	2	3
9:30 am - 10:30 am	3	1	2
10:45 am - 11:45 am	2	3	1
Thur., October 10th	Tab #13 Budget Hearing Packet Review	Tab #14 Approp. Bills, SOPs, Fiscal Notes, Sponsor Notes	Tab #15 Major Reserves, Fund Balances, and Fiscal Sourcebook
	Senate Minority Caucus Room W403	House Minority Caucus Room E426	4th Floor JFAC Conf. Room C401
8:15 am - 9:00 am	1	2	3
9:15 am - 10:00 am	3	1	2
10:15 am - 11:00 pm	2	3	1
11:15 am	Meet Back in JFAC Room for Meeting Recap		

TAB #1 – FY 2020 GENERAL FUND UPDATE AND BUDGET MONITOR

Staff: Paul Headlee, Manager, LSO, Budget & Policy Analysis Division

Date: October 8, 2019

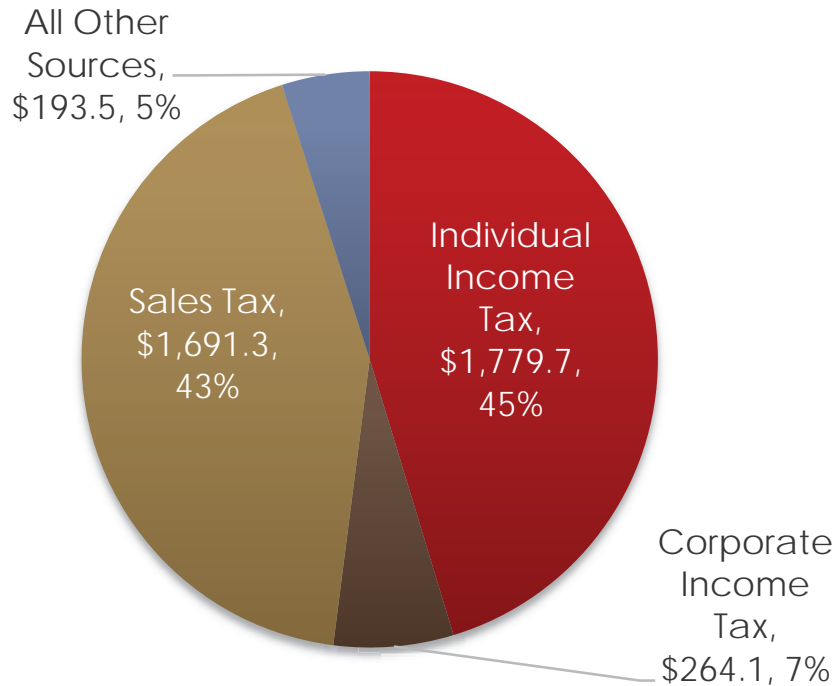
Subject: FY 2020 General Fund Update and Budget Monitor

This agenda item includes a brief review of the FY 2020 General Fund appropriation and an update of the General Fund revised forecast and revenue collections through the first three months (August-September) of fiscal year 2020. The revenues are then applied to the FY 2020 statewide budget set by the Legislature at Sine Die to determine if the budget remains balanced. This is shown on the attached Budget Monitor that is published monthly by LSO.

10 Revenues & Appropriations

FY 2020 General Fund Forecasted Revenues

\$3,928,622,000



General Fund Forecasted Revenues (millions)

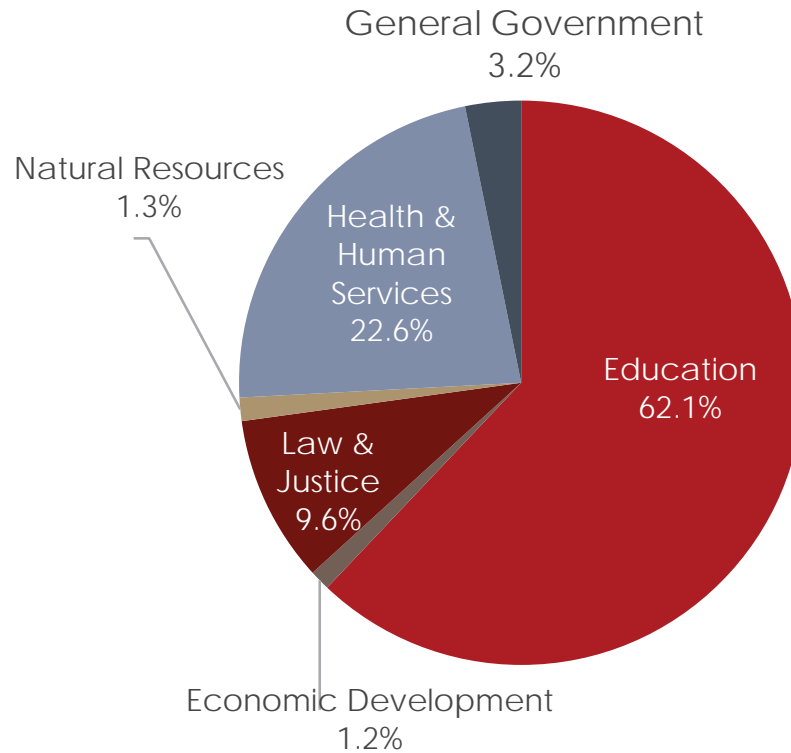
<u>By Revenue Source</u>	<u>FY 2019</u>	<u>FY 2020</u>	<u>Total % Chg</u>
Individual Income Tax	\$1,661.1	\$1,779.7	7.1%
Corporate Income Tax	\$283.2	\$264.1	(6.7%)
Sales Tax	\$1,597.7	\$1,691.3	5.9%
All Other Sources	\$192.6	\$193.5	0.5%
Revenues*	\$3,734.6	\$3,928.6	5.2%

* The FY 2020 revenue forecast was revised Aug 2019 and is \$128.8M less than originally forecast in January 2019.

Revenues & Appropriations 11

FY 2020 General Fund Appropriations

\$3,910,354,400



General Fund Original Appropriations (millions)

<u>By Functional Area</u>	<u>FY 2019</u>	<u>FY 2020</u>	<u>Total % Chg</u>
Education	\$2,295.3	\$2,427.1	5.7%
Economic Development	\$39.5	\$46.0	16.5%
Law & Justice	\$362.3	\$374.6	3.4%
Natural Resources	\$50.2	\$52.3	4.2%
Health & Human Services	\$784.9	\$885.4	12.8%
General Government	\$120.5	\$124.9	3.7%
Appropriations	\$3,652.7	\$3,910.4	7.1%

Totals may not add due to rounding.

FY 2020 General Fund Revenue Estimates for Budgeting

	General Fund Revenue Estimates	% Increase over FY 2019 Est./Actuals
1 DFM Original Forecast, January 2019	\$4,057,400,000	8.2%
2 JFAC Adopted for Budget Setting, February 2019	\$4,012,842,900	7.0%
3 EORAC Median Recommendation, January 2019	\$3,964,200,000	5.7%
4 DFM 1st Revised Forecast, August 2019	\$3,928,600,000	5.2%
5 DFM 2nd Revision, January 2020	-	%
Difference (line 4 - 1)	(\$128,800,000)	



Governor Brad Little

Memorandum

DATE: August 19, 2019
TO: Directors and Agency Heads
FROM: Zach Hauge, Chief of Staff
SUBJECT: **Updated General Fund Revenue Forecast and FY 2021 Budget Planning**

Last week, DFM issued the updated General Fund revenue forecast for fiscal years 2020 through 2022.

The updated projection of **5.2% revenue growth for FY 2020** places Idaho in the top ten states nationally. However, Idaho's forecast reflects the national trend of slowing growth and uncertainty from trade relations, and it came in below the 7% revenue target established by JFAC as the basis for the FY 2020 budget.

We are **not at a point where we anticipate mid-year budget adjustments for FY 2020**. The larger-than-usual ending balance set by Governor Little and the Legislature provides a cushion. Because of this responsible, conservative approach, Idaho is in a much better position than more than 20 states, which have been forced to recently respond with measures ranging from across-the-board cuts to employee furloughs.

That said, the ending balance for FY 2020 is anticipated to shrink and slower growth is expected to persist, creating pressure on the FY 2021 budget.

As your agency finalizes its FY 2021 budget submission, it is prudent to consider the following as it relates to the General Fund:

1. Restrict FY 2020 supplemental requests and FY 2021 line item enhancements to emergency requests only that do not have any other source of funding available; and
2. Minimize replacement item requests to those that are emergencies for FY 2021, or shift to non-General Fund sources

If you still plan on requesting a supplemental line item or replacement item please be prepared to identify two to three offsets in your base budget. Don't hesitate to contact your Governor's Office liaison or your DFM analyst with any questions.

Thank you, as always, for your service to Idaho as leaders within Governor Little's administration.

Zach Hauge, Chief of Staff



Governor Brad Little

Memorandum

DATE: September 9, 2019
TO: Directors and Agency Heads
FROM: Zach Hauge, Chief of Staff

SUBJECT: **FY 2020 Budget Planning**

Thanks to each of you for the timely submission of your FY 2021 budget requests. We are beginning to review each budget submission in detail, and we will be in touch with any questions that arise as Governor Little prepares his executive budget recommendation.

Idaho is still in the top ten states for revenue growth, **but due to continuing uncertainty about the economic forecast nationally, we want to ensure Idaho is well-positioned for any potential revenue scenario.**

The Governor intends to launch a new process whereby agencies identify a certain percentage of their budgets to hold in reserve should the actual General Fund revenues come in below the current revised forecast. Planning and preparation now will preclude us from the very disruptive consequence of a late-year holdback, if revenues fall shorter than forecasted. The approach is consistent with the Governor's "don't spend money until it's in the bank" philosophy, and it will strengthen Idaho's position to deal with future uncertainty. Looking forward, similar contingency plans may become standard in the process of state budgeting.

For the current fiscal year, all agencies (excluding K-12 schools) are directed to put together a plan to hold five-percent of their current FY 2020 General Fund appropriation as a contingency. We will keep you informed in case any contingency plans need to be implemented. Agencies are not being requested to put together a plan for dedicated or federal fund sources.

We are not requesting a report or written summary of your contingency plan, but please be prepared to discuss your plan with your contact in the Governor's Office or your DFM analyst by the week of September 30.

As always, agencies should continue their efforts to ensure Idaho state government is being as efficient as possible with the resources available.

Thank you, as always, for your service to Idaho as leaders within Governor Little's administration.

Zach Hauge, Chief of Staff



General Fund revenue collections for the month of September were \$27.1 million more than last September and are currently \$41.5 million more than last year at this point. September revenues exceeded DFM estimates by \$14.0 million bringing the year-to-date comparison to \$11.1 million ahead of the forecast (line 6). This results in an FY 2020 estimated ending balance of \$75.9 million (line 13).

There are, however, a few adjustments to the budget remaining before the end of the fiscal year. First, DFM will provide a final revised revenue forecast in January. Second, there may be legislation that affects the revenue forecast positively or negatively. Third and finally, the Legislature will consider funding for supplemental appropriation requests. As of this printing, there are \$39.7 million in General Fund supplemental appropriation requests and adjustments. Requests include \$22.6 million from Medicaid, \$18.6 million from Department of Correction, and \$2.5 million from the Department of Health & Welfare. There are some other smaller General Fund requests for deficiency warrants and the Board of Tax Appeals as well as a \$4.0 million cash transfer back to the General Fund from the Catastrophic Health Care Fund that offsets some of the request. If the Legislature acted on all of these requests, the estimated ending balance on line 13 below would be \$36.2 million.

In this month's report from DFM <https://dfm.idaho.gov/publications/eab/>, the state saw \$9.6 million more than forecast for Individual Income Tax collections, \$1.3 million more from Corporate Income Tax collections, and \$3.1 million more from Sales Tax collections. Compared to last year, Sales Tax collections are up \$28.6 million, Individual Income Tax collections are up \$19.6 million, and product tax collections are up \$1.5 million. Corporate Income Tax collections are down \$6.8 million and miscellaneous revenues are also down \$1.4 million. Through September there is \$41.5 million or 4.6% more in the Treasury compared to last year at this time. This information can be found on page 2 lines 13-26 of this report along with historical monthly collections on lines 1-10.

FISCAL YEAR 2020 (\$ in Millions)

<u>REVENUES</u>	<u>At SINE DIE, April 11, 2019</u>	<u>Update</u>	<u>Difference</u>
1. Estimated Beginning Balance	121.9	101.4	(20.4)
2. Reserved for Carryover	0	2.9	2.9
3. After Year-End Reversion (Health & Welfare)	0	7.5	7.5
4. Adjusted Beginning Balance	\$121.9	\$111.8	(\$10.0)
5. JFAC Revenue / DFM Revised Forecast (5.2% over FY19)	4,024.7	3,928.6	(96.1)
6. Ahead (Behind) Forecast	0	11.1	11.1
7. Sub-Total Revenues	\$4,024.7	\$3,939.7	(\$85.0)
8. Transfers In (Out)	(\$62.4)	(\$62.4)	0
9. NET REVENUES (Line 4+7+8)	\$4,084.1	\$3,989.2	(\$95.0)
<u>APPROPRIATIONS</u>			
10. FY 2020 Original Appropriations	3,910.4	3,910.4	0
11. Authorized Reappropriation	0	2.9	2.9
12. FY 2020 Total Appropriations	\$3,910.4	\$3,913.3	\$2.9
13. ESTIMATED ENDING CASH BALANCE (Line 12-9)	\$173.8	\$75.9	(\$97.9)

State of Idaho General Fund Revenue Collections FY 2020 Monthly Revenue Monitoring

Month	FY 2020 Monthly Revenue Monitoring												
	July	Aug	Sept	Oct	Nov	Dec	Jan	Feb	Mar	Apr	May	June	Total
1	FY16 Actual Collections	\$255.7	\$236.3	\$278.7	\$249.6	\$224.1	\$282.0	\$324.6	\$164.6	\$506.6	\$187.3	\$328.6	\$3,183.7
2	FY17 Actual Collections	\$279.7	\$250.6	\$304.4	\$283.3	\$223.6	\$320.0	\$364.5	\$168.1	\$536.6	\$210.2	\$361.1	\$3,448.4
3	FY 18 Actual Collections	\$310.3	\$263.7	\$329.3	\$280.9	\$255.5	\$377.3	\$449.2	\$199.5	\$534.3	\$218.8	\$346.7	\$3,731.6
4	Difference FY18 to FY19	(\$8.6)	\$2.9	\$0.3	(\$10.1)	(\$11.8)	(\$74.4)	(\$134.1)	\$4.1	\$171.9	\$27.9	\$14.4	\$3.0
5	FY 19 Actual Collections	\$301.7	\$266.6	\$329.6	\$270.8	\$243.7	\$303.0	\$315.1	\$203.5	\$706.2	\$246.8	\$361.2	\$3,734.6
Month													
6	Gov's Aug. Forecast'20	\$311.8	\$273.8	\$342.7	\$309.4	\$258.5	\$310.4	\$346.0	\$227.8	\$771.2	\$244.4	\$380.0	\$3,928.6
7	Difference from last year	\$10.1	\$7.2	\$13.1	\$38.6	\$14.8	\$7.5	\$30.9	(\$33.8)	\$24.3	(\$2.4)	\$18.8	\$194.0
8	% Change from FY19	3.3%	2.7%	4.0%	14.2%	6.1%	2.5%	9.8%	(18.1%)	11.9%	(1.0%)	5.2%	5.2%
9	Cumulative Difference	\$10.1	\$17.3	\$30.4	\$69.0	\$83.8	\$91.2	\$122.2	\$88.4	\$112.7	\$177.7	\$194.0	\$194.0
10	Cum % Change FY19	3.3%	3.0%	3.4%	5.9%	5.9%	5.3%	6.0%	4.0%	4.7%	5.2%	5.2%	5.2%
Month													
11	FY20 Actual Collections	\$305.6	\$277.1	\$356.7									\$939.4
12	FY20 Cumulative	\$305.6	\$582.7	\$939.4									
Actual vs Last Year													
13	Monthly Difference	\$3.9	\$10.5	\$27.1									\$41.5
14	% Change from FY19	1.3%	3.9%	8.2%									1.1%
15	Cumulative Difference	\$3.9	\$14.4	\$41.5									
16	Cum % Change FY19	1.3%	2.5%	4.6%									
Actual vs DFM													
17	Monthly Difference	(\$6.2)	\$3.3	\$14.0									\$11.1
18	% Change from DFM	(2.0%)	1.2%	4.1%									0.3%
19	Cumulative Difference	(\$6.2)	(\$2.9)	\$11.1									
20	Cum % Change DFM	(2.0%)	(0.5%)	1.2%									
Individual Corp. Sales Product Misc.													
By Tax Category													
21	September Collections	\$135.3	\$50.6	\$151.3	\$5.1	\$14.2	\$356.7						
22	Difference from Last September	\$17.2	(\$0.1)	\$8.1	\$0.0	\$1.9	\$27.1						
23	% Change from Last September	14.6%	(0.1%)	5.6%	0.2%	15.1%	8.2%						
24	Cumulative From Last Year	\$19.6	(\$6.8)	\$28.6	\$1.5	(\$1.4)	\$41.5						
25	From DFM Forecast for September	\$9.6	\$1.3	\$3.1	(\$0.0)	(\$0.0)	\$14.0						
26	Cumulative From DFM Forecast	\$0.1	\$3.0	\$9.0	\$0.1	(\$1.1)	\$11.1						

If all remaining months are the same as the DFM forecast then adjust 5.2% by 0.3%

If all remaining months are the same as last year then % Chg from last year = 1.1%

Major Reserve Funds as of October 2, 2019

		Percent of FY 2019 General Fund Revenue Collections of \$3,734.6M
Budget Stabilization Fund (BSF)	\$373,410,204	10.0%
Public Education Stabilization Fund (PES)	\$61,669,904	1.7%
Economic Recovery Reserve Fund (ERRF)	\$249,297	0.01%
Idaho Millennium Fun	\$39,584,314	1.1%
Higher Education Stabilization Fund (HES)	\$11,296,271	0.3%
	<u>\$486,209,990</u>	<u>13.0%</u>

TAB #2 – FY 2021 AGENCY BUDGET REQUESTS

LSO Staff

Date: October 8, 2019

Subject: FY 2021 Agency Budget Requests (as of October 1, 2019)

This agenda item includes details of the FY 2021 agency budget requests by functional area and specific departments and agencies as of October 1, 2019. At this time, when compared to the FY 2020 Original Appropriation, the request is an increase of 6.3% from the General Fund, 2.1% from dedicated funds, and 5.6% from federal funds for a total percentage increase from all funds of 5.2%. This information is shown on the statewide report by major benchmark.

Most agencies' funding requests are currently included in these reports; however, agencies have until October 25 to revise their requests and the Legislative Branch and Judicial Branch budget requests are not due until November. Therefore, the dollar amounts shown on these reports will change by the time the Legislative Budget Book is printed for the beginning of the 2020 session.

Currently, there are 224 requests for line item from all funds. This is approximately one-half of the number of line items requested in each of the last four years. The amount requested in line items from the General Fund is \$122.9 million.

Also included are the FY 2021 budget requests for:

- Public Schools Support (K-12)
- Agencies and Institutions under the State Board of Education
- Department of Health and Welfare
- Idaho Department of Correction
- Idaho Transportation Department
- Natural Resource Agencies

FY 2021 Request by Decision Unit

Decision Unit	FTP	Gen	Ded	Fed	Total		
FY 2020 Original Appropriation	19,808.50	3,910,354,400	1,793,847,600	3,257,596,100	8,961,798,100		
Reappropriation	0.00	2,903,500	527,148,200	231,254,500	761,306,200		
Supplementals	6.50	43,790,200	6,526,400	59,646,100	109,962,700		
Rescissions	0.00	(4,007,000)	0	0	(4,007,000)		
Deficiency Warrants	0.00	158,200	0	0	158,200		
Cash Transfers & Adjustments	0.00	3,731,500	0	0	3,731,500		
FY 2020 Total Appropriation	19,815.00	3,956,930,800	2,327,522,200	3,548,496,700	9,832,949,700		
Noncognizable Funds and Transfers	139.85	54,100	18,244,100	24,450,500	42,748,700		
Expenditure Adjustments	0.00	(80,100)	(761,700)	0	(841,800)		
FY 2020 Estimated Expenditures	19,954.85	3,956,904,800	2,345,004,600	3,572,947,200	9,874,856,600		
Removal of Onetime Expenditures	(20.17)	(43,129,200)	(720,073,000)	(419,048,500)	(1,182,250,700)		
Base Adjustments	(3.00)	(2,000,500)	14,550,500	(25,926,500)	(13,376,500)		
FY 2021 Base	19,931.68	3,911,775,100	1,639,482,100	3,127,972,200	8,679,229,400		
Benefit Costs	0.00	20,726,500	15,302,700	6,321,300	42,350,500		
Inflationary Adjustments	0.00	2,345,400	3,315,800	11,100	5,672,300		
Replacement Items	0.00	2,219,000	65,691,600	1,272,600	69,183,200		
Statewide Cost Allocation	0.00	467,200	185,600	0	652,800		
Annualizations	0.00	14,207,600	585,800	177,873,000	192,666,400		
Change in Employee Compensation	0.00	7,141,600	5,309,600	2,315,400	14,766,600		
Public Schools Admin/Classified CEC	0.00	2,567,800	0	0	2,567,800		
Military Compensation	0.00	66,600	69,100	334,800	470,500		
Nondiscretionary Adjustments	0.00	76,284,700	2,294,200	60,116,100	138,695,000		
Endowment Adjustments	0.00	(1,601,900)	2,792,100	0	1,190,200		
FY 2021 Program Maintenance	19,931.68	4,036,199,600	1,735,028,600	3,376,216,500	9,147,444,700		
Line Items by Functional Area							
Education	9.59	76,639,900	(6,030,200)	50,000	70,659,700		
Health and Human Services	67.33	19,777,200	2,407,200	22,833,500	45,017,900		
Law and Justice	46.00	22,534,200	1,872,600	881,700	25,288,500		
Natural Resources	10.75	(138,100)	14,425,000	4,674,900	18,961,800		
Economic Development	65.37	486,700	77,107,800	33,997,500	111,592,000		
General Government	38.00	3,616,100	9,281,200	2,287,300	15,184,600		
Cash Transfers	0.00	(1,900,000)	(2,626,000)	0	(4,526,000)		
FY 2021 Original Appropriation	20,168.72	4,157,215,600	1,831,466,200	3,440,941,400	9,429,623,200		
Percent Change from Orig. Appropriation	1.8%	6.3%	2.1%	5.6%	5.2%		
Percent Change from Total Appropriation	1.8%	5.1%	(21.3%)	(3.0%)	(4.1%)		
FY 2021 Total Request							
	FTP	Pers Costs	Oper Exp	Cap Out	T/B Pymts	Lump Sum	Total
General	9,453.17	925,259,200	312,869,600	12,492,800	903,397,200	1,986,284,100	4,140,302,900
OT	0.00	76,200	14,137,000	2,699,500	0	0	16,912,700
Fund Total:	9,453.17	925,335,400	327,006,600	15,192,300	903,397,200	1,986,284,100	4,157,215,600
Dedicated	8,621.92	660,820,600	434,846,300	167,716,000	326,732,100	104,896,900	1,695,011,900
OT	0.00	99,000	26,814,700	107,307,900	2,232,700	0	136,454,300
Fund Total:	8,621.92	660,919,600	461,661,000	275,023,900	328,964,800	104,896,900	1,831,466,200
Federal	2,091.63	289,187,900	242,060,000	239,888,200	2,353,023,800	264,115,000	3,388,274,900
OT	2.00	205,200	23,528,200	21,861,400	7,071,700	0	52,666,500
Fund Total:	2,093.63	289,393,100	265,588,200	261,749,600	2,360,095,500	264,115,000	3,440,941,400
Total:	20,168.72	1,875,648,100	1,054,255,800	551,965,800	3,592,457,500	2,355,296,000	9,429,623,200

FY 2021 Request by Agency

	FTP	General	Dedicated	Federal	Total
1 Education					
Public School Support	0.00	2,000,205,300	105,205,800	264,338,500	2,369,749,600
Agricultural Research & Extension Service	350.06	33,696,500	0	0	33,696,500
College and Universities	4,879.04	326,908,600	318,653,700	0	645,562,300
Community Colleges	0.00	52,131,500	800,000	0	52,931,500
Education, Office of the State Board of	35.25	5,492,600	7,135,200	2,744,200	15,372,000
Health Education Programs	37.65	22,852,600	339,700	0	23,192,300
Career Technical Education	581.26	69,982,500	552,800	9,778,500	80,313,800
Idaho Public Television	69.48	2,716,000	6,186,800	50,000	8,952,800
Special Programs	46.59	19,601,800	1,000,000	4,525,500	25,127,300
Superintendent of Public Instruction	142.00	15,896,100	10,506,900	14,798,100	41,201,100
Vocational Rehabilitation	150.25	8,977,600	2,128,100	18,030,800	29,136,500
Total Education	6,291.58	2,558,461,100	452,509,000	314,265,600	3,325,235,700
2 Health and Human Services					
Catastrophic Health Care Program	0.00	8,000,000	0	0	8,000,000
Health and Welfare, Department of	2,768.44	195,262,300	77,840,900	341,494,500	614,597,700
Medicaid, Division of	216.00	741,828,300	255,541,200	2,117,884,200	3,115,253,700
Public Health Districts	0.00	12,210,900	781,900	0	12,992,800
State Independent Living Council	4.00	234,900	374,500	118,200	727,600
Total Health and Human Services	2,988.44	957,536,400	334,538,500	2,459,496,900	3,751,571,800
3 Law and Justice					
Correction, Department of	2,085.85	291,535,700	29,322,000	2,505,100	323,362,800
Judicial Branch	362.00	49,295,300	21,676,600	1,898,200	72,870,100
Juvenile Corrections, Department of	414.00	43,914,300	7,462,100	2,868,700	54,245,100
Police, Idaho State	609.85	29,746,800	47,651,700	8,857,400	86,255,900
Total Law and Justice	3,471.70	414,492,100	106,112,400	16,129,400	536,733,900
4 Natural Resources					
Environmental Quality, Department of	389.00	22,790,500	15,808,300	28,928,200	67,527,000
Fish and Game, Department of	569.00	0	67,564,000	56,535,400	124,099,400
Land, Board of Commissioners	333.57	6,405,100	51,916,900	6,974,400	65,296,400
Parks and Recreation, Department of	179.19	3,549,100	39,124,000	5,557,500	48,230,600
Water Resources, Department of	163.00	19,728,900	5,432,200	1,737,700	26,898,800
Total Natural Resources	1,633.76	52,473,600	179,845,400	99,733,200	332,052,200
5 Economic Development					
Agriculture, Department of	240.75	15,038,800	29,850,000	6,556,400	51,445,200
Commerce, Department of	43.00	5,986,700	20,264,800	16,292,300	42,543,800
Finance, Department of	67.00	0	10,674,100	0	10,674,100
Industrial Commission	133.25	300,000	23,896,600	1,200,000	25,396,600
Insurance, Department of	71.50	0	9,218,400	696,300	9,914,700
Labor, Department of	701.08	568,200	18,490,200	79,445,800	98,504,200
Public Utilities Commission	49.00	0	6,378,600	340,200	6,718,800
Self-Governing Agencies	825.64	25,389,800	64,643,300	33,262,300	123,295,400
Transportation Department, Idaho	1,651.00	0	440,092,300	313,886,900	753,979,200
Total Economic Development	3,782.22	47,283,500	623,508,300	451,680,200	1,122,472,000
6 General Government					
Administration, Department of	127.00	6,443,200	41,238,800	0	47,682,000
Permanent Building Fund	0.00	0	0	0	0
Attorney General	219.10	25,697,200	848,600	1,216,000	27,761,800
State Controller	95.00	11,123,800	8,165,000	0	19,288,800
Governor, Office of the	974.92	25,536,600	70,882,200	98,412,100	194,830,900
Legislative Branch	73.00	13,167,900	2,641,600	0	15,809,500
Lieutenant Governor	3.00	189,200	0	0	189,200
Revenue and Taxation, Department of	453.00	39,222,800	8,259,700	8,000	47,490,500
Secretary of State	30.00	4,098,600	0	0	4,098,600
State Treasurer	26.00	1,489,600	2,916,700	0	4,406,300
Total General Government	2,001.02	126,968,900	134,952,600	99,636,100	361,557,600
Report Total:	20,168.72	4,157,215,600	1,831,466,200	3,440,941,400	9,429,623,200

GENERAL FUND BUDGET UPDATE*Prepared by Legislative Services Office, Budget & Policy Analysis*

	FY 2021 Rev. Est. of 4.7% and Agency Budget Requests	% Diff. from FY 2020 Gen. Fund Orig. Approp of \$3,910.4B
<u>FY 2021 REVENUES</u>		
1. FY 2020 Supplementals, Rescissions, Revenue Adjustments, Deficiency Warrants	(\$39.7)	
2. FY 2021 Beginning Balance Carried Forward from FY 2020	\$36.3	
3. 4.7% Revenue Forecast for FY 2021	4,111.6	
4. Transfers Out (\$39.3 BSF Statutory), IN	(39.3)	
5. TOTAL AVAILABLE REVENUE (lines 2+3+4)	4,108.6	
<u>FY 2021 BUDGET REQUEST</u>		
6. FY 2021 BASE (\$1.4M more than FY 2019 Orig. Approp.)	3,911.8	0.0%
7. TOTAL MAINTENANCE (Base plus \$124.4M)	4,036.2	3.2%
Line Items by Functional Area		
8. Education	76.6	2.0%
9. Health and Human Services	19.8	0.5%
10. Law and Justice	22.5	0.6%
11. Natural Resources	(.1)	0.0%
12. Economic Development	.5	0.0%
13. General Government	3.6	0.1%
14. Cash Transfers (\$400K Wolf Board; \$500K Sec. of State, \$1M STEM)	(1.9)	0.0%
15. Total Line Items and Cash Transfers	121.0	3.1%
16. FY 2021 ORIGINAL APPROP. Request (lines 6+7+15)	\$4,157.2	6.3%
17. ESTIMATED ENDING BALANCE (line 5 - 16)	(\$48.7)	

Note: Line 4 includes the estimated statutory transfer of \$39.3 million to the Budget Stabilization Fund; however, at this time a transfer into the Public Education Stabilization Fund (PESF) has not been requested or recommended. The withdrawal from PESF at the end of FY 2019 was \$31.5 million, which leaves a current balance of \$61.7 million in the fund. If the \$31.5 million withdrawal was replenished with a transfer from the General Fund in either FY 2020 or FY 2021, then the balance in PESF would increase to \$93.2 million and the estimated ending balance on line 17 would decrease to (\$80.2) million.

FY 2020 Supplemental Requests

Func Area/Dept/Div	Request				
	FTP	General	Dedicated	Federal	Total
Health and Human Services					
Catastrophic Health Care Program					
1. Onetime CAT Fund Cash Transfer	0.00	(4,000,000)	0	0	(4,000,000)
Department of Health and Welfare					
Child Welfare					
2. Child Welfare IT System	0.00	0	1,438,000	1,438,000	2,876,000
3. Foster Care Growth	0.00	2,946,800	0	2,946,800	5,893,600
Independent Councils					
4. Use of VOCA Funds	0.00	0	0	1,600,000	1,600,000
Division of Medicaid					
5. FY 2019 Held Payments	0.00	13,504,000	0	23,222,200	36,726,200
6. Medicaid Forecast Shortfall	0.00	8,829,800	0	7,015,800	15,845,600
7. Medicaid Accountant Contract	0.00	255,000	0	255,000	510,000
8. Health Data Exchange Connections	0.00	0	0	24,900,000	24,900,000
Psychiatric Hospitalization					
9. SHS Fund Shift	0.00	(400,000)	2,400,000	(2,000,000)	0
Functional Area Total:	0.00	21,135,600	3,838,000	59,377,800	84,351,400
Law and Justice					
Department of Correction					
County & Out-of-State Placement					
10. Population-Driven Costs	0.00	10,421,600	0	0	10,421,600
Correctional Alternative Placement					
11. Population-Driven Costs	0.00	280,600	0	0	280,600
12. No-Touch Kosher Meals	0.00	55,700	0	0	55,700
Medical Services					
13. Population-Driven Costs	0.00	4,680,500	0	0	4,680,500
14. Balla Compliance Plan	0.00	3,174,100	0	0	3,174,100
Functional Area Total:	0.00	18,612,500	0	0	18,612,500
Natural Resources					
Department of Environmental Quality					
15. Box & Basin Fund Shift	0.00	0	120,000	(120,000)	0
Functional Area Total:	0.00	0	120,000	(120,000)	0
Economic Development					
Self-Governing Agencies					
Division of Building Safety					
16. Federal Grant - Anonymous Tip Line	0.00	0	0	74,200	74,200
17. Federal Grant - School Safety	0.00	0	0	57,400	57,400
18. Federal Grant - School Safety Analyst	1.00	0	0	156,700	156,700
19. Federal Grant - Damage Prevention	1.50	0	0	100,000	100,000
20. MOU with PUC	0.00	0	60,000	0	60,000
Division of Veterans Services					
21. Wheelchair Bound Vets Transportation	0.00	(7,000)	0	0	(7,000)
Idaho Transportation Department					
Motor Vehicles					
22. Insurance Compliance Program	3.00	0	349,300	0	349,300
Contract Construction & Right-of-Way Acquisition					
23. Strategic Initiative Program Interest	0.00	0	1,029,200	0	1,029,200
Functional Area Total:	5.50	(7,000)	1,438,500	388,300	1,819,800

FY 2020 Supplemental Requests

Func Area/Dept/Div	Request				Total
	FTP	General	Dedicated	Federal	
General Government					
Department of Administration					
24. Security Ops Div Admin	1.00	0	129,900	0	129,900
Office of the Governor					
STEM Action Center					
25. Approp for Private Contributions	0.00	0	1,000,000	0	1,000,000
Department of Revenue and Taxation					
Board of Tax Appeals					
26. Additional Hearing Costs	0.00	42,100	0	0	42,100
Functional Area Total:	1.00	42,100	1,129,900	0	1,172,000
Total:	6.50	39,783,200	6,526,400	59,646,100	105,955,700

FY 2021 Line Item Request

Func Area/Dept/Div	Request				Total
	FTP	General	Dedicated	Federal	
Education					
Public School Support					
Administrators					
1. Administrators Addl 2% Salary Increase	0.00	1,979,700	0	0	1,979,700
Teachers					
2. Additional Career Ladder Funds	0.00	40,000,000	0	0	40,000,000
Operations					
3. Discretionary for Health Insurance	0.00	7,434,500	0	0	7,434,500
4. Additional Discretionary	0.00	4,608,600	0	0	4,608,600
5. Classified Addl 2% Salary Increase	0.00	3,153,200	0	0	3,153,200
Children's Programs					
6. Literacy Proficiency	0.00	3,156,500	0	0	3,156,500
7. Mastery-Based Education	0.00	500,000	0	0	500,000
Central Services					
8. Social / Emotional Learning	0.00	1,000,000	0	0	1,000,000
Educational Services for the Deaf & Blind					
9. Career Ladder Equivalence	0.00	194,800	0	0	194,800
10. Two Teachers for the Deaf/Hard of Hearing	0.00	195,800	0	0	195,800
11. Cottage Supervisor	0.00	54,900	0	0	54,900
12. Two Cottage Supervisor Assistants	0.00	93,200	0	0	93,200
13. Two Teachers for the Blind/Visually Impaired	0.00	195,800	0	0	195,800
Department Total:	0.00	62,567,000	0	0	62,567,000
State Board of Education					
Agricultural Research & Extension Service					
14. Occupancy Costs	1.10	243,700	0	0	243,700
College and Universities					
15. Occupancy Costs	7.24	2,256,100	0	0	2,256,100
16. Faculty Promotions	0.00	1,175,000	0	0	1,175,000
17. Personnel Cost Fund Shift	0.00	6,296,200	(6,296,200)	0	0
Community Colleges					
18. PC Fund Shift from Local Funds	0.00	1,938,000	0	0	1,938,000
19. Occupancy Costs	0.00	135,200	0	0	135,200
Office of the State Board of Education					
20. INL Lease Payments	0.00	0	266,000	0	266,000
Health Education Programs					
21. Residency Expansion, new residencies	1.00	1,500,000	0	0	1,500,000
Division of Career Technical Education					
22. Added Cost Funding for Secondary Programs	0.00	400,000	0	0	400,000
23. Post-Secondary, NIC Dental Hygeine	0.00	100,000	0	0	100,000
Idaho Public Television					
24. Federal Video Production Grant	0.00	0	0	50,000	50,000
Vocational Rehabilitation					
25. Increase Community Outreach	0.25	17,200	0	0	17,200
26. Additional Office Space	0.00	11,500	0	0	11,500
Department Total:	9.59	14,072,900	(6,030,200)	50,000	8,092,700
Functional Area Total:	9.59	76,639,900	(6,030,200)	50,000	70,659,700

FY 2021 Line Item Request

Func Area/Dept/Div	Request				
	FTP	General	Dedicated	Federal	Total
Health and Human Services					
Department of Health and Welfare					
Child Welfare					
27. Child Welfare IT System	0.00	5,348,000	0	5,348,000	10,696,000
28. Child Welfare Staffing	10.00	399,300	0	399,300	798,600
Independent Councils					
29. VOCA Staffing	1.00	0	0	77,800	77,800
30. Use of VOCA Funds	0.00	0	0	2,600,000	2,600,000
Indirect Support Services					
31. Regional Office Relocation	0.00	351,000	0	351,000	702,000
32. Fund Shift	0.00	485,000	0	(485,000)	0
Division of Medicaid					
33. NEMT Contract Increase	0.00	797,100	0	1,913,500	2,710,600
34. Electronic Visit Verification	0.00	545,700	0	1,828,700	2,374,400
35. Health Data Exchange Connections	0.00	277,800	0	10,800,200	11,078,000
36. Home Visitation Program Medicaid	0.00	0	0	0	0
37. Ambulatory Surgical Centers	0.00	0	0	0	0
Mental Health Services					
38. State Hospital West Adolescent	(1.00)	(140,300)	0	0	(140,300)
Psychiatric Hospitalization					
39. State Hospital West Adolescent Unit	57.33	5,440,500	0	0	5,440,500
40. SHS Nursing Home Bond Payment	0.00	2,167,700	2,167,700	0	4,335,400
41. SHS Nursing Home Staff	0.00	0	239,500	0	239,500
Public Health Services					
42. Home Visitation Program	0.00	2,000,000	0	0	2,000,000
43. Vital Statistics Dedicated Fund	0.00	0	0	0	0
Department Total:	67.33	17,671,800	2,407,200	22,833,500	42,912,500
Public Health Districts					
44. Home Visitation Program	0.00	2,000,000	0	0	2,000,000
45. Community Health Collaborative	0.00	105,400	0	0	105,400
Department Total:	0.00	2,105,400	0	0	2,105,400
Functional Area Total:	67.33	19,777,200	2,407,200	22,833,500	45,017,900

FY 2021 Line Item Request

Func Area/Dept/Div	Request				Total
	FTP	General	Dedicated	Federal	
Law and Justice					
Department of Correction					
Management Services					
46. OMS Replacement Phase 3	0.00	4,500,000	0	0	4,500,000
State Prisons					
47. Instructor Pay	0.00	20,800	3,900	0	24,700
48. Correctional Officers	4.00	0	231,700	0	231,700
County & Out-of-State Placement					
49. Population-Driven Costs	0.00	7,683,300	0	0	7,683,300
Correctional Alternative Placement					
50. Population-Driven Costs	0.00	225,500	0	0	225,500
Community Corrections					
51. Community Interventions	0.00	4,562,500	500,000	876,500	5,939,000
52. Twin Falls CRC Operations	23.00	2,261,500	506,100	0	2,767,600
53. Probation and Parole Officers	17.00	1,129,700	0	0	1,129,700
Medical Services					
54. Population-Driven Costs	0.00	2,238,400	0	0	2,238,400
Department Total:	44.00	22,621,700	1,241,700	876,500	24,739,900
Department of Juvenile Corrections					
55. Instructor Pay – Phase 4	0.00	33,800	0	0	33,800
Department Total:	0.00	33,800	0	0	33,800
Idaho State Police					
Brand Inspection					
56. Software Maintenance	0.00	0	60,000	0	60,000
57. Brand Inspector	1.00	0	93,200	0	93,200
58. Office 365	0.00	0	11,600	0	11,600
Division of Idaho State Police					
59. Increase in IT Contracts	0.00	0	165,000	0	165,000
60. Office 365	0.00	7,500	163,600	5,200	176,300
61. Fund Shift to Dedicated Funds	0.00	(128,800)	128,800	0	0
POST Academy					
62. Office 365	0.00	0	8,700	0	8,700
63. POST Investigations Supervisor	1.00	0	0	0	0
Department Total:	2.00	(121,300)	630,900	5,200	514,800
Functional Area Total:	46.00	22,534,200	1,872,600	881,700	25,288,500

FY 2021 Line Item Request

Func Area/Dept/Div	Request				Total
	FTP	General	Dedicated	Federal	
Natural Resources					
Department of Environmental Quality					
64. Final BURP & LMP Fund Shift	0.00	103,100	(103,100)	0	0
65. Title V Fee Replacement	0.00	283,000	0	(283,000)	0
66. Bunker Hill Treatment Plant	0.00	0	500,000	0	500,000
67. Triumph Mine Remediation	0.00	0	407,500	0	407,500
68. Cd'A Basin Restoration Plan	0.00	0	2,000,000	0	2,000,000
69. IPDES Shift to Dedicated	0.00	(570,600)	570,600	0	0
70. Cash Transfer WPCF to Env Remed	0.00	0	1,500,000	0	1,500,000
71. Environmental Remediation Match	0.00	0	120,000	(120,000)	0
72. Personnel Appropriation Allocation	0.00	0	0	0	0
73. Small & Disadvantaged Comm. Grant	0.00	0	343,700	420,000	763,700
Department Total:	0.00	(184,500)	5,338,700	17,000	5,171,200
Department of Fish and Game					
74. Wolf Population Estimation	0.00	0	102,000	306,100	408,100
75. Albeni Falls Mitigation Project Phase 2	0.00	0	0	2,156,000	2,156,000
76. Hayspur Hatchery Residence	0.00	0	300,000	0	300,000
77. Black Lake Ranch Remediation	0.00	0	0	1,085,000	1,085,000
78. Coeur d'Alene Restoration Partnership	0.00	0	0	650,300	650,300
79. Smolt Transportation Costs	0.00	0	0	213,000	213,000
80. Habitat Restoration & Population Eval	0.00	0	275,000	0	275,000
81. Equipment Storage Buildings	0.00	0	82,500	247,500	330,000
82. Black Canyon Dam Mitigation Phase 3	0.00	0	120,000	0	120,000
83. Pheasant Stocking Program	0.00	0	329,300	0	329,300
Department Total:	0.00	0	1,208,800	4,657,900	5,866,700
Board of Land Commissioners					
Department of Lands					
84. FAMP Increases	0.00	0	765,000	0	765,000
85. Good Neighbor Authority Expansion	3.00	0	1,169,600	0	1,169,600
86. Public Trust Program Enhancement	1.00	0	96,100	0	96,100
87. Replace St. Joe Facility	0.00	0	1,889,400	0	1,889,400
88. IT Business Analyst - LIMS	1.00	0	98,500	0	98,500
89. Succession Planning - Scaler	0.75	0	66,600	0	66,600
90. Software License Maintenance	0.00	0	182,000	0	182,000
91. General Fund Shift	0.00	30,900	(30,900)	0	0
Department Total:	5.75	30,900	4,236,300	0	4,267,200
Department of Parks and Recreation					
92. Park Operations Staffing	3.00	0	232,300	0	232,300
93. Seasonal Staff Increase	0.00	0	81,000	0	81,000
94. Increased Park Operating Expenditures	0.00	0	140,000	0	140,000
95. Reservation Program Contract Increase	0.00	0	275,000	0	275,000
96. Motorized Trails Program Expansion	2.00	0	331,900	0	331,900
97. Off-Highway Vehicle Registrations	0.00	0	255,000	0	255,000
98. Public Website Modernization	0.00	0	100,000	0	100,000
99. Vault Restroom - Castle Rocks	0.00	0	100,000	0	100,000
100. Sewer and Water Design - Eagle Island	0.00	0	120,000	0	120,000
101. Staff Housing Pilot Program	0.00	0	80,000	0	80,000
102. Maintenance Shop - Trail of CdA	0.00	0	250,000	0	250,000
Lava Hot Springs Foundation					
103. Demolish Motel	0.00	0	500,000	0	500,000
104. Giftshop Merchandise	0.00	0	40,000	0	40,000
105. Bucket Attachment for Tractor	0.00	0	10,000	0	10,000
Department Total:	5.00	0	2,515,200	0	2,515,200

FY 2021 Line Item Request

Func Area/Dept/Div	Request				Total
	FTP	General	Dedicated	Federal	
Department of Water Resources					
106. Aquifer Measuring and Monitoring	0.00	0	716,000	0	716,000
107. Authorization for Clark Fork Adjudication	0.00	0	0	0	0
108. Priest Lake User Fee Transfer	0.00	0	410,000	0	410,000
109. Public Restroom - Water Center	0.00	15,500	0	0	15,500
Department Total:	0.00	15,500	1,126,000	0	1,141,500
Functional Area Total:	10.75	(138,100)	14,425,000	4,674,900	18,961,800

FY 2021 Line Item Request

Func Area/Dept/Div	Request				Total
	FTP	General	Dedicated	Federal	
Economic Development					
Department of Agriculture					
110. Pest Eradication Manager	0.00	88,100	0	(88,100)	0
111. Match for Ag. Lab - PBF	0.00	0	2,000,000	0	2,000,000
112. Weights & Measures Inspector	0.67	0	53,600	0	53,600
Department Total:	0.67	88,100	2,053,600	(88,100)	2,053,600
Department of Finance					
113. Money Services Business Examiners	3.00	0	320,500	0	320,500
114. Building and Construction Costs	0.00	0	1,500,000	0	1,500,000
115. Additional Financial Examiner	1.00	0	106,800	0	106,800
Department Total:	4.00	0	1,927,300	0	1,927,300
Industrial Commission					
116. Business and Technology Modernization	0.00	0	7,181,000	0	7,181,000
117. Program Analyst/Auditor FTP	1.00	0	77,700	0	77,700
118. Technical Records Spec 2 FTP	1.00	0	59,300	0	59,300
119. Combine Two Budgeted Programs	0.00	0	0	0	0
Department Total:	2.00	0	7,318,000	0	7,318,000
Department of Labor					
120. Visual Threat Analysis	0.00	0	150,000	0	150,000
121. Additional Server Hardward	0.00	0	690,000	0	690,000
122. Job Corps Demonstration Project	18.50	0	0	6,700,000	6,700,000
Department Total:	18.50	0	840,000	6,700,000	7,540,000
Self-Governing Agencies					
Division of Building Safety					
123. Damage Prevention Program Manager	0.00	0	97,800	0	97,800
124. Compliance Investigators	3.00	0	277,900	0	277,900
125. Inspectors and Support Staff	6.00	0	582,500	0	582,500
126. Anonymous Tip Line	0.00	0	0	11,400	11,400
127. School Safety Grant	0.00	0	0	112,600	112,600
128. School Safety Analyst	1.00	0	0	128,600	128,600
Commission on Hispanic Affairs					
129. Exec Director Equity Increase	0.00	22,700	0	0	22,700
Idaho State Historical Society					
130. Fund Transfer	0.00	0	181,500	(181,500)	0
131. ICRIS	0.00	0	700,000	0	700,000
132. Exhibits, Interpretive Signage, Scholarships	0.00	0	250,000	0	250,000
State Lottery					
133. Two Staff Salary Increases	0.00	0	17,400	0	17,400
134. Increased Shipping and Equipment Costs	0.00	0	75,700	0	75,700
Medical Boards					
135. Business Analyst FTP - BOM	1.00	0	61,700	0	61,700
136. Expanded Office Space - BOM	0.00	0	53,600	0	53,600
137. Behavior Health Services - BOM	0.00	0	101,000	0	101,000
138. Reclass Licensing Specialists - BOM	0.00	0	10,200	0	10,200
139. Naturopathic Medical Board - BOM	0.00	0	6,200	0	6,200
140. Increase for Assoc. Director and Board - BON	0.00	0	23,200	0	23,200
141. New Office and Moving Costs - BON	0.00	0	79,900	0	79,900
142. SQL Developer - BON	0.00	0	93,600	0	93,600
143. Recovery Program Cost Increase - BON	0.00	0	15,600	0	15,600
144. Staff Development - BON	0.00	0	5,000	0	5,000
145. Second Copier Lease - BON	0.00	0	5,900	0	5,900
146. Prescription Monitoring Grant - BOP	0.00	0	0	529,800	529,800
147. Director Salary Increase - BOVM	0.00	0	11,500	0	11,500

FY 2021 Line Item Request

Func Area/Dept/Div	Request				Total
	FTP	General	Dedicated	Federal	
Regulatory Boards					
148. Additional Investigator	1.00	0	75,100	0	75,100
149. New Business Analyst	1.00	0	42,700	0	42,700
150. Additional Office Space	0.00	0	45,900	0	45,900
State Appellate Public Defender					
151. Security Software	0.00	1,100	0	0	1,100
Division of Veterans Services					
152. Blackfoot Cemetery Operations	5.00	196,100	166,200	0	362,300
153. 4th Veterans Home Post Falls	0.00	0	3,812,900	2,796,600	6,609,500
154. Veterans Recognition Fund	0.00	0	139,000	0	139,000
155. Additional Staffing	22.20	178,700	1,333,500	0	1,512,200
156. Reclassify LPN to RN	0.00	0	121,800	119,200	241,000
157. Compensation Market Alignment	0.00	0	76,200	79,100	155,300
158. New Capital Outlay	0.00	0	5,000	0	5,000
159. 24/7 Security at State Veterans Homes	0.00	0	415,100	0	415,100
160. Loan Repayment Program	0.00	0	50,000	0	50,000
Department Total:	40.20	398,600	8,933,600	3,595,800	12,928,000
Idaho Transportation Department					
Transportation Services					
161. District 4 Headquarters Building	0.00	0	12,500,000	0	12,500,000
162. Increase to Idaho Airport Aid	0.00	0	1,750,000	0	1,750,000
163. Luma Interface	0.00	0	486,700	0	486,700
164. Cloud Security Upgrade	0.00	0	1,270,000	0	1,270,000
165. Info Tech Service Mgmt.	0.00	0	955,200	0	955,200
Motor Vehicles					
166. County Equipment	0.00	0	265,800	0	265,800
Highway Operations					
167. Highway Operations Materials	0.00	0	3,641,300	0	3,641,300
168. Highway Operations Equipment	0.00	0	384,400	0	384,400
169. Intelligent Transportation System Replacement	0.00	0	2,754,700	0	2,754,700
170. Grant Management Software Application	0.00	0	70,000	120,000	190,000
171. GIS Integration Initiative	0.00	0	1,635,000	0	1,635,000
172. Federal Funds	0.00	0	0	3,267,000	3,267,000
173. Visitor Centers Payment to Commerce	0.00	0	25,000	0	25,000
Contract Construction & Right-of-Way Acquisition					
174. Excess Revenue and Receipts	0.00	0	30,297,200	20,402,800	50,700,000
Department Total:	0.00	0	56,035,300	23,789,800	79,825,100
Functional Area Total:	65.37	486,700	77,107,800	33,997,500	111,592,000

FY 2021 Line Item Request

Func Area/Dept/Div	Request				Total
	FTP	General	Dedicated	Federal	
General Government					
Department of Administration					
175. Self Insured Implementation	0.00	0	350,000	0	350,000
176. Chinden Campus - Shipping/Receiving Handler	1.00	0	126,500	0	126,500
177. Risk Mgmt - Loss Control Prog Mgr	1.00	0	101,600	0	101,600
178. Printing Svcs - Doc Mgmt Sys	0.00	0	80,000	0	80,000
179. Design and Construction Project Manager	1.00	0	92,600	0	92,600
180. Capitol Mall - Shipping/Receiving Handler	1.00	0	45,400	0	45,400
181. Benefit Specialist	1.00	0	65,600	0	65,600
182. LBJ Room 100 Remodel	0.00	0	314,400	0	314,400
183. Projectmates Licenses	0.00	0	25,000	0	25,000
184. Assessment Consultant	0.00	0	150,000	0	150,000
Department Total:	5.00	0	1,351,100	0	1,351,100
Attorney General					
185. Deputy AG – Department of Labor	1.00	108,400	0	0	108,400
186. Deputy AG – DHW	1.00	108,400	0	0	108,400
187. Deputy AG – Department of Correction	1.00	108,400	0	0	108,400
188. Deputy AG – Civil Litigation	1.00	117,000	0	0	117,000
189. Deputy AG – ITD	1.00	108,400	0	0	108,400
190. Software Licensing - Office	0.00	30,100	0	0	30,100
191. PDF Software	0.00	18,800	0	0	18,800
192. Software Assurance - Enterprise	0.00	15,200	0	0	15,200
193. Software Licensing – Seamless Docs	0.00	20,000	0	0	20,000
Department Total:	5.00	634,700	0	0	634,700
Office of the Governor					
Commission on Aging					
194. Object Transfer and Alignment	0.00	0	0	92,000	92,000
Division of Financial Management					
195. Reclassify and Transfer Rules Coordinator	1.00	0	109,900	0	109,900
Division of Human Resources					
196. Executive Management Training	0.00	0	25,000	0	25,000
Information Technology Services, Office of					
197. IT Modernization: ITS Expansion	0.00	543,500	0	0	543,500
198. Software Apps for Centralized IT Mngmt	0.00	0	600,000	0	600,000
199. Vehicles and Fuel	0.00	80,700	20,000	0	100,700
State Liquor Division					
200. Relocate or Remodel 2 Stores	0.00	0	124,000	0	124,000
201. Warehouse Maintenance Contract	0.00	0	56,000	0	56,000
202. Increase Store Staff Levels	0.00	0	240,500	0	240,500
Military Division					
203. Mitigation Planner	1.00	83,900	0	0	83,900
204. New Positions for OCTC	14.00	0	0	969,200	969,200
205. Land Rehabilitation Position	1.00	0	0	77,700	77,700
206. Youth ChalleNGe Positions	6.00	0	0	0	0
207. Funding for 16 Positions	0.00	0	0	1,148,400	1,148,400

FY 2021 Line Item Request

Func Area/Dept/Div	Request				Total
	FTP	General	Dedicated	Federal	
Public Employee Retirement System					
208. Internal Actuary	1.00	0	183,300	0	183,300
209. Two Retirement Specialists	2.00	0	153,700	0	153,700
210. Retirement Specialist	1.00	0	70,600	0	70,600
211. General Counsel for Board	0.00	0	300,000	0	300,000
212. Directors and Officers Insurance	0.00	0	165,000	0	165,000
213. Increased Software License Costs	0.00	0	7,000	0	7,000
214. Reclass Investment Officer	0.00	0	64,700	0	64,700
215. Increase Unfilled Officer Position	0.00	0	60,900	0	60,900
216. Succession Planning for CIO	1.00	0	434,000	0	434,000
STEM Action Center					
217. Computer Science Initiative	0.00	1,000,000	0	0	1,000,000
218. Appropriation for Private Contributions	0.00	0	1,000,000	0	1,000,000
Wolf Depredation Control Board					
219. Wolf Control Program	0.00	400,000	0	0	400,000
Workforce Development Council					
220. Additional Grant Awards	0.00	0	4,315,500	0	4,315,500
Department Total:	28.00	2,108,100	7,930,100	2,287,300	12,325,500
Secretary of State					
221. Reclassify Positions	0.00	60,500	0	0	60,500
222. E-Pollbooks for Counties	0.00	500,000	0	0	500,000
223. Elections Costs	0.00	300,000	0	0	300,000
224. Conference Costs	0.00	12,800	0	0	12,800
Department Total:	0.00	873,300	0	0	873,300
Functional Area Total:	38.00	3,616,100	9,281,200	2,287,300	15,184,600
Total:	237.04	122,916,000	99,063,600	64,724,900	286,704,500

FY 2020 Deficiency Warrants Detail

	FTP	General	Dedicated	Federal	Total
--	-----	---------	-----------	---------	-------

Economic Development

Department of Agriculture

1. Pest Control Deficiency Warrants

Analyst: Sepich

The department requests \$129,300 from the General Fund to reimburse actual expenditures incurred in FY 2019 for exotic or invasive species monitoring and control including potato cyst nematode, Japanese Beetle, and other exotic pests. The existence of exotic or invasive pests in the state, and the lack of information about the distribution of those pests, can cause economic losses to the public by the direct effects of the pests and the placement of quarantines and import restrictions by other states and countries. These programs are carried out under the deficiency warrant authority provided in Chapters 19 and 20, Title 22, Idaho Code. Grasshopper and Mormon Cricket control had previously been fully covered by a onetime federal grant from 2004, the cash balance of which has been completely expended since. FY 2019 costs included \$37,300 for exotic pest monitoring and \$92,000 for Japanese Beetle treatment. [Onetime]

Agency Request	0.00	129,300	0	0	129,300
<i>Governor's Recommendation</i>	<i>0.00</i>	<i>0</i>	<i>0</i>	<i>0</i>	<i>0</i>

General Government

Military Division : Office of the Governor

2.

Analyst: Otto

The division requests \$28,900 from the General Fund appropriation to cover actual expenditures incurred in FY 2019 for hazardous materials incidents. These supplemental programs are carried out under the deficiency warrant authority provided in Chapter 71, Title 39, Idaho Code. The total amount of the hazardous material incidents was \$34,500 for 15 cases. The division was able to recover \$5,600 from the incident originators, resulting in a net amount charged to the deficiency warrant account of \$28,900.

Agency Request	0.00	28,900	0	0	28,900
<i>Governor's Recommendation</i>	<i>0.00</i>	<i>0</i>	<i>0</i>	<i>0</i>	<i>0</i>

Public School Support FY 2021 Request

	FTP	Gen	Ded	Fed	Total
FY 2020 Original Appropriation	0.00	1,898,407,200	105,062,300	264,338,500	2,267,808,000
FY 2020 Total Appropriation	0.00	1,898,407,200	105,062,300	264,338,500	2,267,808,000
Noncognizable Funds and Transfers	0.00	0	0	0	0
FY 2020 Estimated Expenditures	0.00	1,898,407,200	105,062,300	264,338,500	2,267,808,000
Removal of Onetime Expenditures	0.00	(119,100)	(3,185,000)	0	(3,304,100)
FY 2021 Base	0.00	1,898,288,100	101,877,300	264,338,500	2,264,503,900
Benefit Costs	0.00	307,800	0	0	307,800
Replacement Items	0.00	61,500	0	0	61,500
Public School Salary Change	0.00	2,567,800	0	0	2,567,800
Change in Employee Compensation	0.00	36,900	0	0	36,900
Nondiscretionary Adjustments	0.00	37,702,600	1,994,200	0	39,696,800
Endowment Adjustments	0.00	(1,326,400)	1,334,300	0	7,900
FY 2021 Program Maintenance	0.00	1,937,638,300	105,205,800	264,338,500	2,307,182,600
Line Items					
Administrators					
1. Administrators Addl 2% Salary Increase	0.00	1,979,700	0	0	1,979,700
Teachers					
1. Additional Career Ladder Funds	0.00	40,000,000	0	0	40,000,000
Operations					
1. Discretionary for Health Insurance	0.00	7,434,500	0	0	7,434,500
2. Additional Discretionary	0.00	4,608,600	0	0	4,608,600
3. Classified Addl 2% Salary Increase	0.00	3,153,200	0	0	3,153,200
Children's Programs					
1. Literacy Proficiency	0.00	3,156,500	0	0	3,156,500
2. Mastery-Based Education	0.00	500,000	0	0	500,000
Central Services					
1. Social / Emotional Learning	0.00	1,000,000	0	0	1,000,000
Educational Services for the Deaf & Blind					
1. Career Ladder Equivalence	0.00	194,800	0	0	194,800
2. Two Teachers for the Deaf/Hard of Hea	0.00	195,800	0	0	195,800
3. Cottage Supervisor	0.00	54,900	0	0	54,900
4. Two Cottage Supervisor Assistants	0.00	93,200	0	0	93,200
5. Two Teachers for the Blind/Visually Imp	0.00	195,800	0	0	195,800
FY 2021 Original Appropriation	0.00	2,000,205,300	105,205,800	264,338,500	2,369,749,600
Chg from FY 2020 Orig Approp.	0.00	101,798,100	143,500	0	101,941,600
% Chg from FY 2020 Orig Approp.		5.4%	0.1%	0.0%	4.5%

FY 2021 PUBLIC SCHOOLS SUPPORT PROGRAM		FY 2020 Original Approp.	FY 2021 Request
		Gen Fund Above FY 2020 Original Approp	\$101,798,100
FUND SOURCES			
General Fund		\$1,898,407,200	\$2,000,205,300
Dedicated Funds		\$105,062,300	\$105,205,800
Federal Funds		\$264,338,500	\$264,338,500
TOTAL APPROPRIATION		\$2,267,808,000	\$2,369,749,600
<i>General Fund Percent Change:</i>			5.4%
<i>Total Funds Percent Change:</i>			4.5%
I. DISTRIBUTIONS			
Statutory Requirements			
1	Transportation	\$75,334,700	\$83,040,000
2	Border Contracts	\$1,200,000	\$1,484,100
3	Exceptional Contracts/Tuition Equivalents	\$5,761,000	\$5,833,400
4	Salary-based Apportionment	\$213,050,600	\$222,402,700
5	State Paid Employee Benefits	\$41,289,200	\$43,101,600
6	Career Ladder Salaries	\$806,572,300	\$856,236,100
7	Career Ladder Benefits	\$156,313,700	\$165,938,500
8	Bond Levy Equalization	\$23,387,900	\$23,079,500
9	Idaho Digital Learning Academy	\$11,854,200	\$12,221,400
10	Idaho Safe & Drug-Free Schools	\$4,024,900	\$4,024,900
11	Math and Science Requirement	\$6,590,900	\$6,502,600
12	Advanced Opportunities	\$18,000,000	\$20,000,000
13	National Board Teacher Certification	\$90,000	\$90,000
14	Facilities (Lottery) & Interest Earned	\$22,842,500	\$24,187,500
15	Facilities State Match (GF)	\$4,104,000	\$1,972,200
16	Facilities - Charter School Funding	\$8,840,000	\$10,372,600
17	Leadership Awards/Premiums	\$18,400,700	\$19,310,000
18	Continuous Improvement Plans and Training	\$652,000	\$652,000
19	Mastery Based System	\$1,400,000	\$1,900,000
20	Literacy Proficiency/Interventions Based on IRI	\$26,146,800	\$26,146,800
21	Academic & College/Career Advisors and Mentors	\$9,000,000	\$9,000,000
23	Master Educator Premiums Salaries and Benefits	\$7,175,400	\$7,175,400
	Sub-total -- Statutory Requirements	\$1,462,030,800	\$1,544,671,300
Other Program Distributions			
24	Math Initiative	\$1,817,800	\$1,817,800
25	Remediation Based on ISAT	\$5,456,300	\$5,456,300
26	Limited English Proficiency (LEP)	\$4,870,000	\$4,870,000
27	District IT Staffing	\$8,000,000	\$8,000,000
28	Technology (Classroom, WiFi Contract/Distribute, IMS)	\$36,500,000	\$36,500,000
29	Student Achievement Assessments	\$2,258,500	\$2,258,500
30	Prof. Development and Gifted & Talented	\$21,550,000	\$21,550,000
31	Content and Curriculum	\$6,350,000	\$6,350,000
32	Bureau of Services for the Deaf & Blind (Campus)	\$7,410,600	\$8,080,700
33	Bureau of Services for the Deaf & Blind (Outreach)	\$4,129,400	\$4,460,300
34	Federal Funds for Local School Districts	\$264,115,000	\$264,115,000
35	Social/Emotional Learning	\$0	\$1,000,000
	Sub-total -- Other Program Distributions	\$362,457,600	\$364,458,600
TOTAL DISTRIBUTIONS (LINE ITEMS)		\$1,824,488,400	\$1,909,129,900
II. STATE DISCRETIONARY FUNDS		\$443,319,600	\$460,619,700
III. ESTIMATED SUPPORT UNITS		15,601	15,786
IV. STATE DISCRETIONARY \$ PER SUPPORT UNIT		\$28,416	\$29,179

Superintendent of Public Instruction

FY 2021 Request

	FTP	Gen	Ded	Fed	Total
FY 2020 Original Appropriation	142.00	15,690,600	10,372,900	14,651,300	40,714,800
FY 2020 Total Appropriation	142.00	15,690,600	10,372,900	14,651,300	40,714,800
Noncognizable Funds and Transfers	0.00	0	0	0	0
FY 2020 Estimated Expenditures	142.00	15,690,600	10,372,900	14,651,300	40,714,800
Removal of Onetime Expenditures	0.00	0	(71,500)	(32,300)	(103,800)
FY 2021 Base	142.00	15,690,600	10,301,400	14,619,000	40,611,000
Benefit Costs	0.00	148,700	45,300	104,100	298,100
Replacement Items	0.00	0	140,300	28,900	169,200
Change in Employee Compensation	0.00	56,800	19,900	46,100	122,800
FY 2021 Program Maintenance	142.00	15,896,100	10,506,900	14,798,100	41,201,100
FY 2021 Original Appropriation	142.00	15,896,100	10,506,900	14,798,100	41,201,100
Chg from FY 2020 Orig Approp.	0.00	205,500	134,000	146,800	486,300
% Chg from FY 2020 Orig Approp.	0.0%	1.3%	1.3%	1.0%	1.2%

State Board of Education

FY 2021 Request

	FTP	Gen	Ded	Fed	Total
FY 2020 Original Appropriation	6,158.88	528,670,200	334,065,800	49,489,600	912,225,600
Reappropriation	0.00	0	134,756,900	4,847,300	139,604,200
FY 2020 Total Appropriation	6,158.88	528,670,200	468,822,700	54,336,900	1,051,829,800
Noncognizable Funds and Transfers	123.11	0	17,362,000	0	17,362,000
Expenditure Adjustments	0.00	(80,100)	(761,700)	0	(841,800)
FY 2020 Estimated Expenditures	6,281.99	528,590,100	485,423,000	54,336,900	1,068,350,000
Removal of Onetime Expenditures	0.00	(1,734,500)	(142,303,800)	(5,012,000)	(149,050,300)
Base Adjustments	0.00	0	(6,097,500)	0	(6,097,500)
FY 2021 Base	6,281.99	526,855,600	337,021,700	49,324,900	913,202,200
Benefit Costs	0.00	9,154,700	4,591,600	360,600	14,106,900
Inflationary Adjustments	0.00	1,128,000	2,156,800	7,600	3,292,400
Replacement Items	0.00	235,400	6,473,500	62,600	6,771,500
Statewide Cost Allocation	0.00	426,700	1,100	0	427,800
Change in Employee Compensation	0.00	3,604,600	1,906,400	121,400	5,632,400
Nondiscretionary Adjustments	0.00	2,777,900	0	0	2,777,900
Endowment Adjustments	0.00	0	1,182,300	0	1,182,300
FY 2021 Program Maintenance	6,281.99	544,182,900	353,333,400	49,877,100	947,393,400
Line Items					
Agricultural Research & Extension Service					
1. Occupancy Costs	1.10	243,700	0	0	243,700
College and Universities					
1. Occupancy Costs	7.24	2,256,100	0	0	2,256,100
2. Faculty Promotions	0.00	1,175,000	0	0	1,175,000
3. Personnel Cost Fund Shift	0.00	6,296,200	(6,296,200)	0	0
Community Colleges					
1. PC Fund Shift from Local Funds	0.00	1,938,000	0	0	1,938,000
2. Occupancy Costs	0.00	135,200	0	0	135,200
Office of the State Board of Education					
1. INL Lease Payments	0.00	0	266,000	0	266,000
Health Education Programs					
1. Residency Expansion, new residencies	1.00	1,500,000	0	0	1,500,000
Division of Career Technical Education					
1. Added Cost Funding for Secondary Pro	0.00	400,000	0	0	400,000
5. Post-Secondary, NIC Dental Hygiene	0.00	100,000	0	0	100,000
Idaho Public Television					
1. Federal Video Production Grant	0.00	0	0	50,000	50,000
Vocational Rehabilitation					
1. Increase Community Outreach	0.25	17,200	0	0	17,200
2. Additional Office Space	0.00	11,500	0	0	11,500
Budget Law Exemptions	0.00	0	0	0	0
FY 2021 Original Appropriation	6,291.58	558,255,800	347,303,200	49,927,100	955,486,100
Chg from FY 2020 Orig Approp.	132.70	29,585,600	13,237,400	437,500	43,260,500
% Chg from FY 2020 Orig Approp.	2.2%	5.6%	4.0%	0.9%	4.7%

College & Universities

	Boise State University		Idaho State University		University of Idaho		Lewis-Clark State College		Systemwide		Total	
	General	Dedicated	General	Dedicated	General	Dedicated	General	Dedicated	General	Dedicated	General	Dedicated
Base Budget	\$105,196,800	\$121,309,400	\$82,220,400	\$67,801,500	\$94,545,800	\$89,988,300	\$17,651,800	\$19,118,700	\$3,415,800	\$0	\$303,030,600	\$298,217,900
Enrollment Workload Adjustment	\$105,196,800	\$127,803,200	\$82,220,400	\$64,611,800	\$94,465,700	\$97,534,300	\$17,651,800	\$19,041,200	\$6,365,800	\$0	\$305,900,500	\$308,990,500
Maintenance	\$2,831,300	\$0	(\$385,700)	\$0	(\$72,000)	\$0	(\$531,000)	\$0	-	-	\$1,842,600	\$0
Line Items	\$111,057,600	\$134,346,200	\$84,749,100	\$69,973,800	\$97,275,600	\$100,870,000	\$17,733,200	\$19,759,900	\$6,365,800	\$0	\$310,815,500	\$324,949,900
Occupancy Request	\$4,665,900	(\$2,616,300)	\$1,426,600	(\$1,155,300)	\$2,394,900	(\$2,038,400)	\$1,239,900	(\$486,200)	\$0	\$0	\$9,727,300	(\$6,296,200)
Faculty Promotions	\$1,491,400	\$0	\$94,300	\$0	\$53,600	\$0	\$616,800	\$0	\$0	\$0	\$2,256,100	\$0
Personnel Cost Fund Exemptions	\$558,200	\$0	\$177,000	\$0	\$302,900	\$0	\$136,900	\$0	\$0	\$0	\$1,175,000	\$0
Total Request	\$2,616,300	(\$2,616,300)	\$1,155,300	(\$1,155,300)	\$2,038,400	(\$2,038,400)	\$486,200	(\$486,200)	\$0	\$0	\$6,296,200	(\$6,296,200)
% Increase from FY20 Approp	10.01%	8.59%	4.81%	1.50%	5.42%	9.83%	7.49%	0.81%	86.36%	0.00%	6.93%	6.85%

Community Colleges

	College of Southern ID		College of Western ID		North Idaho College		College of Eastern ID		Systemwide		Total	
	General	Dedicated	General	Dedicated	General	Dedicated	General	Dedicated	General	Dedicated	General	Dedicated
Base Budget	\$14,426,700	\$200,000	\$15,317,000	\$200,000	\$12,695,400	\$200,000	\$5,272,700	\$255,000	\$40,000	\$0	\$47,751,800	\$855,000
Enrollment Workload Adjustment	\$14,426,700	\$200,000	\$15,317,000	\$200,000	\$12,695,400	\$200,000	\$5,272,700	\$200,000	\$40,000	\$0	\$47,751,800	\$800,000
Maintenance	\$258,600	\$0	\$823,600	\$0	(\$146,900)	\$0	\$0	\$0	\$0	\$0	\$935,300	\$0
Line Items	\$15,146,100	\$200,000	\$16,507,200	\$200,000	\$12,917,100	\$200,000	\$5,447,900	\$200,000	\$40,000	\$0	\$50,058,300	\$800,000
Occupancy Request	\$574,200	\$0	\$660,500	\$0	\$772,200	\$0	\$66,300	\$0	\$0	\$0	\$2,073,200	\$0
Faculty Promotions	\$13,600	\$0	\$0	\$0	\$121,600	\$0	\$0	\$0	\$0	\$0	\$135,200	\$0
Personnel Cost Fund Exemptions	\$560,600	\$0	\$660,500	\$0	\$650,600	\$0	\$66,300	\$0	\$0	\$0	\$1,938,000	\$0
Total Request	\$15,720,300	\$200,000	\$17,167,700	\$200,000	\$13,689,300	\$200,000	\$5,514,200	\$200,000	\$40,000	\$0	\$52,131,500	\$800,000
% Increase from FY20 Approp	8.97%	0.00%	12.08%	0.00%	7.83%	0.00%	4.58%	-21.57%	0.00%	0.00%	9.17%	-6.43%

Health Education Programs, GME line item

	University of Utah		Family Med Residency		Boise Internal Med		Psychiatry Education		Eastern ID Med Residency		Division Total*	
	General	Dedicated	General	Dedicated	General	Dedicated	General	Dedicated	General	Dedicated	General	Dedicated
Base Budget	\$2,049,800	\$0	\$5,799,600	\$0	\$845,000	\$0	\$397,800	\$0	\$1,005,000	\$0	\$21,296,700	\$329,000
Maintenance	\$2,027,100	\$0	\$5,792,600	\$0	\$845,000	\$0	\$397,800	\$0	\$1,005,000	\$0	\$21,052,000	\$334,700
Line Item, GME residencies	\$2,058,800	\$0	\$5,844,600	\$0	\$845,000	\$0	\$397,800	\$0	\$1,005,000	\$0	\$21,352,600	\$0
Total Request	\$180,000	\$0	\$60,000	\$0	\$60,000	\$0	\$240,000	\$0	\$960,000	\$0	\$1,500,000	\$339,700
% Increase from FY20 Approp	9.22%	-	1.81%	-	7.10%	-	60.33%	-	95.52%	-	7.31%	3.25%

*Division Total includes programs not included in this breakout, including: WIMU, WWAMI, IDEP, and Bingham

Department of Health and Welfare

FY 2021 Request

	FTP	Gen	Ded	Fed	Total
FY 2020 Original Appropriation	2,917.11	865,297,500	331,154,800	2,223,643,600	3,420,095,900
Supplementals					
Child Welfare					
1. Child Welfare IT System	0.00	0	1,438,000	1,438,000	2,876,000
4. Foster Care Growth	0.00	2,946,800	0	2,946,800	5,893,600
Independent Councils					
8. Use of VOCA Funds	0.00	0	0	1,600,000	1,600,000
Division of Medicaid					
2. FY 2019 Held Payments	0.00	13,504,000	0	23,222,200	36,726,200
3. Medicaid Forecast Shortfall	0.00	8,829,800	0	7,015,800	15,845,600
5. Medicaid Accountant Contract	0.00	255,000	0	255,000	510,000
7. Health Data Exchange Connections	0.00	0	0	24,900,000	24,900,000
Psychiatric Hospitalization					
6. SHS Fund Shift	0.00	(400,000)	2,400,000	(2,000,000)	0
FY 2020 Total Appropriation	2,917.11	890,433,100	334,992,800	2,283,021,400	3,508,447,300
Noncognizable Funds and Transfers	0.00	0	0	0	0
FY 2020 Estimated Expenditures	2,917.11	890,433,100	334,992,800	2,283,021,400	3,508,447,300
Removal of Onetime Expenditures	0.00	(25,400,900)	(5,945,600)	(89,324,500)	(120,671,000)
Base Adjustments	0.00	0	0	0	0
FY 2021 Base	2,917.11	865,032,200	329,047,200	2,193,696,900	3,387,776,300
Benefit Costs	0.00	2,669,300	486,500	2,945,500	6,101,300
Inflationary Adjustments	0.00	28,100	191,100	0	219,200
Replacement Items	0.00	1,157,900	105,600	992,600	2,256,100
Annualizations	0.00	14,163,700	400,000	177,873,000	192,436,700
Change in Employee Compensation	0.00	838,900	169,000	921,100	1,929,000
Nondiscretionary Adjustments	0.00	35,804,200	300,000	60,116,100	96,220,300
Endowment Adjustments	0.00	(275,500)	275,500	0	0
FY 2021 Program Maintenance	2,917.11	919,418,800	330,974,900	2,436,545,200	3,686,938,900
Line Items					
Child Welfare					
1. Child Welfare IT System	0.00	5,348,000	0	5,348,000	10,696,000
2. Child Welfare Staffing	10.00	399,300	0	399,300	798,600
Independent Councils					
13. VOCA Staffing	1.00	0	0	77,800	77,800
14. Use of VOCA Funds	0.00	0	0	2,600,000	2,600,000
Indirect Support Services					
4. Regional Office Relocation	0.00	351,000	0	351,000	702,000
11. Fund Shift	0.00	485,000	0	(485,000)	0
Division of Medicaid					
3. NEMT Contract Increase	0.00	797,100	0	1,913,500	2,710,600
5. Electronic Visit Verification	0.00	545,700	0	1,828,700	2,374,400
9. Health Data Exchange Connections	0.00	277,800	0	10,800,200	11,078,000
15. Home Visitation Program Medicaid	0.00	0	0	0	0
16. Ambulatory Surgical Centers	0.00	0	0	0	0
Mental Health Services					
6. State Hospital West Adolescent	(1.00)	(140,300)	0	0	(140,300)
Psychiatric Hospitalization					
6. State Hospital West Adolescent Unit	57.33	5,440,500	0	0	5,440,500
7. SHS Nursing Home Bond Payment	0.00	2,167,700	2,167,700	0	4,335,400
8. SHS Nursing Home Staff	0.00	0	239,500	0	239,500

Public Health Services

10. Home Visitation Program	0.00	2,000,000	0	0	2,000,000
12. Vital Statistics Dedicated Fund	0.00	0	0	0	0
FY 2021 Original Appropriation	2,984.44	937,090,600	333,382,100	2,459,378,700	3,729,851,400
Chg from FY 2020 Orig Approp.	67.33	71,793,100	2,227,300	235,735,100	309,755,500
% Chg from FY 2020 Orig Approp.	2.3%	8.3%	0.7%	10.6%	9.1%

Department of Correction

FY 2021 Request

	FTP	Gen	Ded	Fed	Total
FY 2020 Original Appropriation	2,021.85	246,429,300	25,225,300	1,592,000	273,246,600
Reappropriation	0.00	0	4,614,800	0	4,614,800
Supplementals					
County & Out-of-State Placement					
1. Population-Driven Costs	0.00	10,421,600	0	0	10,421,600
Correctional Alternative Placement					
1. Population-Driven Costs	0.00	280,600	0	0	280,600
2. No-Touch Kosher Meals	0.00	55,700	0	0	55,700
Medical Services					
1. Population-Driven Costs	0.00	4,680,500	0	0	4,680,500
3. Balla Compliance Plan	0.00	3,174,100	0	0	3,174,100
FY 2020 Total Appropriation	2,021.85	265,041,800	29,840,100	1,592,000	296,473,900
Noncognizable Funds and Transfers	0.00	0	0	0	0
FY 2020 Estimated Expenditures	2,021.85	265,041,800	29,840,100	1,592,000	296,473,900
Removal of Onetime Expenditures	(17.00)	(4,863,600)	(6,824,900)	0	(11,688,500)
Base Adjustments	0.00	0	0	0	0
FY 2021 Base	2,004.85	260,178,200	23,015,200	1,592,000	284,785,400
Benefit Costs	0.00	3,758,700	376,000	28,300	4,163,000
Inflationary Adjustments	0.00	400,500	10,100	0	410,600
Replacement Items	0.00	0	4,496,100	0	4,496,100
Change in Employee Compensation	0.00	1,059,500	112,200	8,300	1,180,000
FY 2021 Program Maintenance	2,004.85	265,396,900	28,009,600	1,628,600	295,035,100
Line Items					
Management Services					
3. OMS Replacement Phase 3	0.00	4,500,000	0	0	4,500,000
State Prisons					
4. Instructor Pay	0.00	20,800	3,900	0	24,700
5. Correctional Officers	4.00	0	231,700	0	231,700
County & Out-of-State Placement					
6. Population-Driven Costs	0.00	7,683,300	0	0	7,683,300
Correctional Alternative Placement					
6. Population-Driven Costs	0.00	225,500	0	0	225,500
Community Corrections					
1. Community Interventions	0.00	4,562,500	500,000	876,500	5,939,000
2. Twin Falls CRC Operations	23.00	2,261,500	506,100	0	2,767,600
7. Probation and Parole Officers	17.00	1,129,700	0	0	1,129,700
Medical Services					
6. Population-Driven Costs	0.00	2,238,400	0	0	2,238,400
FY 2021 Original Appropriation	2,048.85	288,018,600	29,251,300	2,505,100	319,775,000
Chg from FY 2020 Orig Approp.	27.00	41,589,300	4,026,000	913,100	46,528,400
% Chg from FY 2020 Orig Approp.	1.3%	16.9%	16.0%	57.4%	17.0%

Idaho Transportation Department

FY 2021 Request

	FTP	Gen	Ded	Fed	Total
FY 2020 Original Appropriation	1,648.00	0	379,739,000	347,898,200	727,637,200
Reappropriation	0.00	0	240,862,000	217,482,000	458,344,000
Supplementals					
Motor Vehicles					
1. Insurance Compliance Program	3.00	0	349,300	0	349,300
Contract Construction & Right-of-Way Acquisition					
1. Strategic Initiative Program Interest	0.00	0	1,029,200	0	1,029,200
FY 2020 Total Appropriation	1,651.00	0	621,979,500	565,380,200	1,187,359,700
FY 2020 Estimated Expenditures	1,651.00	0	621,979,500	565,380,200	1,187,359,700
Removal of Onetime Expenditures	0.00	0	(297,791,500)	(250,294,500)	(548,086,000)
Base Adjustments	0.00	0	25,484,000	(25,484,000)	0
FY 2021 Base	1,651.00	0	349,672,000	289,601,700	639,273,700
Benefit Costs	0.00	0	3,104,500	369,600	3,474,100
Inflationary Adjustments	0.00	0	290,000	0	290,000
Replacement Items	0.00	0	29,674,900	0	29,674,900
Statewide Cost Allocation	0.00	0	150,000	0	150,000
Annualizations	0.00	0	136,400	0	136,400
Change in Employee Compensation	0.00	0	1,029,200	125,800	1,155,000
FY 2021 Program Maintenance	1,651.00	0	384,057,000	290,097,100	674,154,100
Line Items					
Transportation Services					
3. District 4 Headquarters Building	0.00	0	12,500,000	0	12,500,000
6. Increase to Idaho Airport Aid	0.00	0	1,750,000	0	1,750,000
8. Luma Interface	0.00	0	486,700	0	486,700
11. Cloud Security Upgrade	0.00	0	1,270,000	0	1,270,000
12. Info Tech Service Mgmt.	0.00	0	955,200	0	955,200
Motor Vehicles					
2. County Equipment	0.00	0	265,800	0	265,800
Highway Operations					
4. Highway Operations Materials	0.00	0	3,641,300	0	3,641,300
5. Highway Operations Equipment	0.00	0	384,400	0	384,400
7. Intelligent Transportation System Repla	0.00	0	2,754,700	0	2,754,700
9. Grant Management Software Applicatio	0.00	0	70,000	120,000	190,000
10. GIS Integration Initiative	0.00	0	1,635,000	0	1,635,000
13. Federal Funds	0.00	0	0	3,267,000	3,267,000
14. Visitor Centers Payment to Commerce	0.00	0	25,000	0	25,000
Contract Construction & Right-of-Way Acquisition					
1. Excess Revenue and Receipts	0.00	0	30,297,200	20,402,800	50,700,000
Budget Law Exemptions	0.00	0	0	0	0
FY 2021 Original Appropriation	1,651.00	0	440,092,300	313,886,900	753,979,200
Chg from FY 2020 Orig Approp.	3.00	0	60,353,300	(34,011,300)	26,342,000
% Chg from FY 2020 Orig Approp.	0.2%		15.9%	(9.8%)	3.6%

Idaho Department of Lands Fire Deficiency Fund Analysis

Actual Costs Paid by Fiscal Year (as of 10/4/2019)

Fiscal Year	Beginning Cash Balance	Disbursements	Receipts	General Fund Transfer	Year End Cash Balance
2020*	\$32,595,300	(\$9,218,300)	\$4,778,000	\$20,000,000	\$48,155,000
2019	\$51,973,700	(\$27,308,500)	\$7,930,100	\$0	\$32,595,300
2018	\$58,855,900	(\$37,872,100)	\$10,989,900	\$20,000,000	\$51,973,700
2017	\$43,902,100	(\$24,420,900)	\$4,874,600	\$34,500,000	\$58,855,900
2016	(\$10,700,800)	(\$37,386,800)	\$4,989,800	\$87,000,000	\$43,902,100
2015	(\$17,529,000)	(\$18,729,000)	\$8,028,200	\$17,529,000	(\$10,700,800)
2014	(\$10,379,600)	(\$24,072,900)	\$6,543,900	\$10,379,600	(\$17,529,000)
2013	(\$6,013,200)	(\$15,878,300)	\$5,498,700	\$6,013,200	(\$10,379,600)
2012	(\$4,093,300)	(\$9,060,400)	\$3,047,200	\$4,093,300	(\$6,013,200)
2011	(\$3,080,400)	(\$6,332,100)	\$2,238,800	\$3,080,400	(\$4,093,300)
2010	(\$7,202,000)	(\$5,327,800)	\$2,246,400	\$7,203,100	(\$3,080,400)
Total		(\$215,607,100)	\$61,165,600	\$209,798,600	
Average per year		(\$19,600,600)	\$5,560,500	\$19,072,600	

*For the latest fiscal year the above table is year-to-date, please see below for cashflow estimates

Cash Analysis Estimates (as of 10/4/2019)

Estimated Receivable (owed to IDL)

2016 and Prior	\$61,864
2017	\$2,207,378
2018	\$9,866,184
2019	\$2,081,160
	\$14,216,586

Estimated Payable (IDL owes)

2016 and Prior	(\$15,021,129)
2017	(\$14,105,316)
2018	(\$22,061,681)
2019	(\$7,534,307)
	(\$58,722,433)

Estimated Ending Fund Balance

Total Including Estimated Cashflows

\$48,155,000	(\$58,722,433)	\$14,216,586	=	\$3,649,153
--------------	----------------	--------------	---	-------------

Department of Lands

FY 2021 Request

	FTP	Gen	Ded	Fed	Total
FY 2020 Original Appropriation	323.82	6,355,200	46,957,700	6,942,300	60,255,200
Reappropriation	0.00	0	500,000	0	500,000
FY 2020 Total Appropriation	323.82	6,355,200	47,457,700	6,942,300	60,755,200
FY 2020 Estimated Expenditures	323.82	6,355,200	47,457,700	6,942,300	60,755,200
Removal of Onetime Expenditures	0.00	(130,300)	(2,666,600)	0	(2,796,900)
Base Adjustments	0.00	0	0	0	0
FY 2021 Base	323.82	6,224,900	44,791,100	6,942,300	57,958,300
Benefit Costs	0.00	110,300	571,800	15,200	697,300
Inflationary Adjustments	0.00	0	8,600	0	8,600
Replacement Items	0.00	0	1,344,800	0	1,344,800
Change in Employee Compensation	0.00	39,000	207,400	16,900	263,300
FY 2021 Program Maintenance	323.82	6,374,200	46,923,700	6,974,400	60,272,300
Line Items					
1. FAMP Increases	0.00	0	765,000	0	765,000
2. Good Neighbor Authority Expansion	3.00	0	1,169,600	0	1,169,600
3. Public Trust Program Enhancement	1.00	0	96,100	0	96,100
4. Replace St. Joe Facility	0.00	0	1,889,400	0	1,889,400
5. IT Business Analyst - LIMS	1.00	0	98,500	0	98,500
6. Succession Planning - Scaler	0.75	0	66,600	0	66,600
7. Software License Maintenance	0.00	0	182,000	0	182,000
8. General Fund Shift	0.00	30,900	(30,900)	0	0
FY 2021 Original Appropriation	329.57	6,405,100	51,160,000	6,974,400	64,539,500
Chg from FY 2020 Orig Approp.	5.75	49,900	4,202,300	32,100	4,284,300
% Chg from FY 2020 Orig Approp.	1.8%	0.8%	8.9%	0.5%	7.1%

Department of Environmental Quality

FY 2021 Request

	FTP	Gen	Ded	Fed	Total
FY 2020 Original Appropriation	389.00	22,576,600	16,953,700	28,885,300	68,415,600
Reappropriation	0.00	0	300,000	0	300,000
Supplementals					
1. Box & Basin Fund Shift	0.00	0	120,000	(120,000)	0
FY 2020 Total Appropriation	389.00	22,576,600	17,373,700	28,765,300	68,715,600
FY 2020 Estimated Expenditures	389.00	22,576,600	17,373,700	28,765,300	68,715,600
Removal of Onetime Expenditures	0.00	(531,900)	(656,800)	(148,400)	(1,337,100)
Base Adjustments	0.00	0	(5,018,600)	0	(5,018,600)
FY 2021 Base	389.00	22,044,700	11,698,300	28,616,900	62,359,900
Benefit Costs	0.00	514,100	156,700	204,700	875,500
Inflationary Adjustments	0.00	204,300	0	0	204,300
Replacement Items	0.00	42,100	59,000	9,200	110,300
Statewide Cost Allocation	0.00	0	0	0	0
Change in Employee Compensation	0.00	169,800	55,600	80,400	305,800
FY 2021 Program Maintenance	389.00	22,975,000	11,969,600	28,911,200	63,855,800
Line Items					
1. Final BURP & LMP Fund Shift	0.00	103,100	(103,100)	0	0
2. Title V Fee Replacement	0.00	283,000	0	(283,000)	0
3. Bunker Hill Treatment Plant	0.00	0	500,000	0	500,000
4. Triumph Mine Remediation	0.00	0	407,500	0	407,500
5. Cd'A Basin Restoration Plan	0.00	0	2,000,000	0	2,000,000
6. IPDES Shift to Dedicated	0.00	(570,600)	570,600	0	0
7. Cash Transfer WPCF to Env Remed	0.00	0	1,500,000	0	1,500,000
8. Environmental Remediation Match	0.00	0	120,000	(120,000)	0
9. Federal Personnel Shift	0.00	0	0	0	0
10. Small & Disadvantaged Comm. Grant	0.00	0	343,700	420,000	763,700
Cash Transfers	0.00	0	(1,500,000)	0	(1,500,000)
Budget Law Exemptions	0.00	0	0	0	0
FY 2021 Original Appropriation	389.00	22,790,500	15,808,300	28,928,200	67,527,000
Chg from FY 2020 Orig Approp.	0.00	213,900	(1,145,400)	42,900	(888,600)
% Chg from FY 2020 Orig Approp.	0.0%	0.9%	(6.8%)	0.1%	(1.3%)

Department of Fish and Game

FY 2021 Request

	FTP	Gen	Ded	Fed	Total
FY 2020 Original Appropriation	569.00	0	67,631,000	59,822,100	127,453,100
Reappropriation	0.00	0	300,000	200,000	500,000
FY 2020 Total Appropriation	569.00	0	67,931,000	60,022,100	127,953,100
FY 2020 Estimated Expenditures	569.00	0	67,931,000	60,022,100	127,953,100
Removal of Onetime Expenditures	0.00	0	(8,123,900)	(8,598,400)	(16,722,300)
Base Adjustments	0.00	0	351,500	(351,500)	0
FY 2021 Base	569.00	0	60,158,600	51,072,200	111,230,800
Benefit Costs	0.00	0	729,100	509,900	1,239,000
Replacement Items	0.00	0	5,186,900	77,800	5,264,700
Change in Employee Compensation	0.00	0	280,600	217,600	498,200
FY 2021 Program Maintenance	569.00	0	66,355,200	51,877,500	118,232,700
Line Items					
1. Wolf Population Estimation	0.00	0	102,000	306,100	408,100
2. Albeni Falls Mitigation Project Phase 2	0.00	0	0	2,156,000	2,156,000
3. Hayspur Hatchery Residence	0.00	0	300,000	0	300,000
4. Black Lake Ranch Remediation	0.00	0	0	1,085,000	1,085,000
5. Coeur d'Alene Restoration Partnership	0.00	0	0	650,300	650,300
6. Smolt Transportation Costs	0.00	0	0	213,000	213,000
7. Habitat Restoration & Population Eval	0.00	0	275,000	0	275,000
8. Equipment Storage Buildings	0.00	0	82,500	247,500	330,000
9. Black Canyon Dam Mitigation Phase 3	0.00	0	120,000	0	120,000
10. Pheasant Stocking Program	0.00	0	329,300	0	329,300
FY 2021 Original Appropriation	569.00	0	67,564,000	56,535,400	124,099,400
Chg from FY 2020 Orig Approp.	0.00	0	(67,000)	(3,286,700)	(3,353,700)
% Chg from FY 2020 Orig Approp.	0.0%		(0.1%)	(5.5%)	(2.6%)

Department of Parks and Recreation

FY 2021 Request

	FTP	Gen	Ded	Fed	Total
FY 2020 Original Appropriation	158.39	3,733,900	33,917,300	6,489,800	44,141,000
Reappropriation	0.00	907,800	8,600,400	1,229,100	10,737,300
FY 2020 Total Appropriation	158.39	4,641,700	42,517,700	7,718,900	54,878,300
Noncognizable Funds and Transfers	0.00	0	0	0	0
FY 2020 Estimated Expenditures	158.39	4,641,700	42,517,700	7,718,900	54,878,300
Removal of Onetime Expenditures	0.00	(1,207,800)	(15,150,500)	(2,196,100)	(18,554,400)
FY 2021 Base	158.39	3,433,900	27,367,200	5,522,800	36,323,900
Benefit Costs	0.00	77,100	235,400	25,600	338,100
Replacement Items	0.00	0	6,496,700	0	6,496,700
Statewide Cost Allocation	0.00	17,200	4,700	0	21,900
Change in Employee Compensation	0.00	20,900	87,000	9,100	117,000
FY 2021 Program Maintenance	158.39	3,549,100	34,191,000	5,557,500	43,297,600
Line Items					
1. Park Operations Staffing	3.00	0	232,300	0	232,300
2. Seasonal Staff Increase	0.00	0	81,000	0	81,000
3. Increased Park Operating Expenditures	0.00	0	140,000	0	140,000
4. Reservation Program Contract Increase	0.00	0	275,000	0	275,000
5. Motorized Trails Program Expansion	2.00	0	331,900	0	331,900
6. Off-Highway Vehicle Registrations	0.00	0	255,000	0	255,000
7. Public Website Modernization	0.00	0	100,000	0	100,000
8. Vault Restroom - Castle Rocks	0.00	0	100,000	0	100,000
9. Sewer and Water Design - Eagle Island	0.00	0	120,000	0	120,000
10. Staff Housing Pilot Program	0.00	0	80,000	0	80,000
11. Maintenance Shop - Trail of CdA	0.00	0	250,000	0	250,000
FY 2021 Original Appropriation	163.39	3,549,100	36,156,200	5,557,500	45,262,800
Chg from FY 2020 Orig Approp.	5.00	(184,800)	2,238,900	(932,300)	1,121,800
% Chg from FY 2020 Orig Approp.	3.2%	(4.9%)	6.6%	(14.4%)	2.5%

TAB #3 – BOISE STATE UNIVERSITY

Date: October 8, 2019

Subject: Luncheon with President Marlene Tromp and Tour of the Center for Visual Arts

CENTER FOR VISUAL ARTS, INTENDED USE

This agenda item includes a luncheon and tour of the new Center for Visual Arts. The Center for Visual Arts is five stories, totals 97,621 square feet, and had a complete construction budget of \$48 million.

The new facility houses BSU's Department of Arts, public gallery space, and new high-tech, high-touch World Museum. The new building will allow the Department of Art's many disciplines, and 4,000 students, to be housed under one roof. The Department of Arts includes coursework for art history and visual culture, art metals, art education, ceramics, drawing and painting, graphic design, illustration, photography, printmaking, and sculpture. Prior to construction, these disciplines were spread among several buildings all over campus and many required upgrades. The new facility not only provides enhanced work spaces, but safety improvements and ventilation to ensure that hazardous materials can be contained.

The World Museum will use virtual reality and immersive technology to bring world artistic treasures to Idaho, providing collaborative opportunities with local schools and artisans for research and study.

CENTER FOR VISUAL ARTS, APPROPRIATION HISTORY

The Legislature appropriated \$486,000 to Boise State University in FY 2020 for occupancy costs, and appropriated \$84,700 in FY 2019.

Occupancy costs are based on a formula that includes square footage, percentage of non-auxiliary educational space, estimated maintenance costs, and custodial costs. Based on the formula, Boise State University requested \$1,070,400 in FY 2020. However, the Governor recommended \$486,050, which the Legislature funded. BSU's FY 2021 request contains a line item request for \$457,356 to supplement this previous appropriation, and completely fund occupancy costs for the Center for Visual Arts.

BOISE STATE UNIVERSITY, GENERAL

Boise State University is a comprehensive, urban university serving a diverse population through undergraduate, graduate, and doctoral programs; research; and public service. University programming includes business and economics, engineering, the social sciences, public affairs, the performing arts, teacher preparation, health professions, and the physical and biological sciences.

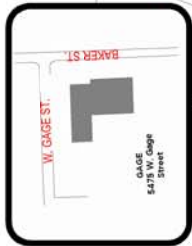
Line items received by the institution over the last five years have included:

FY 2020	2.32 FTP and \$683,700 for occupancy costs
FY 2019	(0.09) FTP and \$214,400 for occupancy costs
FY 2018	20.0 FTP and \$2,088,800 from the General Fund to expand program options and implement new initiatives related to economic and workforce development 2.22 FTP and \$425,100 for occupancy costs
FY 2017	17.80 FTP and \$962,400 from the General Fund for Complete College Idaho initiatives 3.00 FTP and \$617,100 to expand the PhD program in materials science and engineering
FY 2016	7.00 FTP and \$546,500 from the General Fund for Complete College Idaho initiatives 8.00 FTP and \$1,261,100 from the General Fund for a computer science workforce initiative

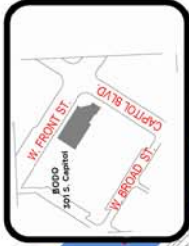
The FY 2021 request includes \$115,723,500 from the General Fund (a 10.0% increase from FY20) and \$131,729,900 from student tuition and fees (an 8.6% increase from FY 2020).



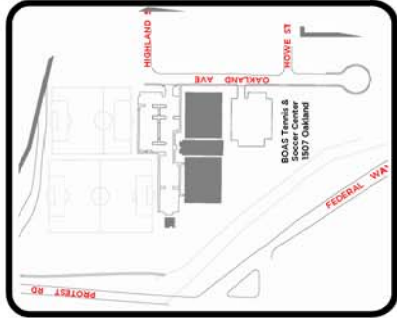
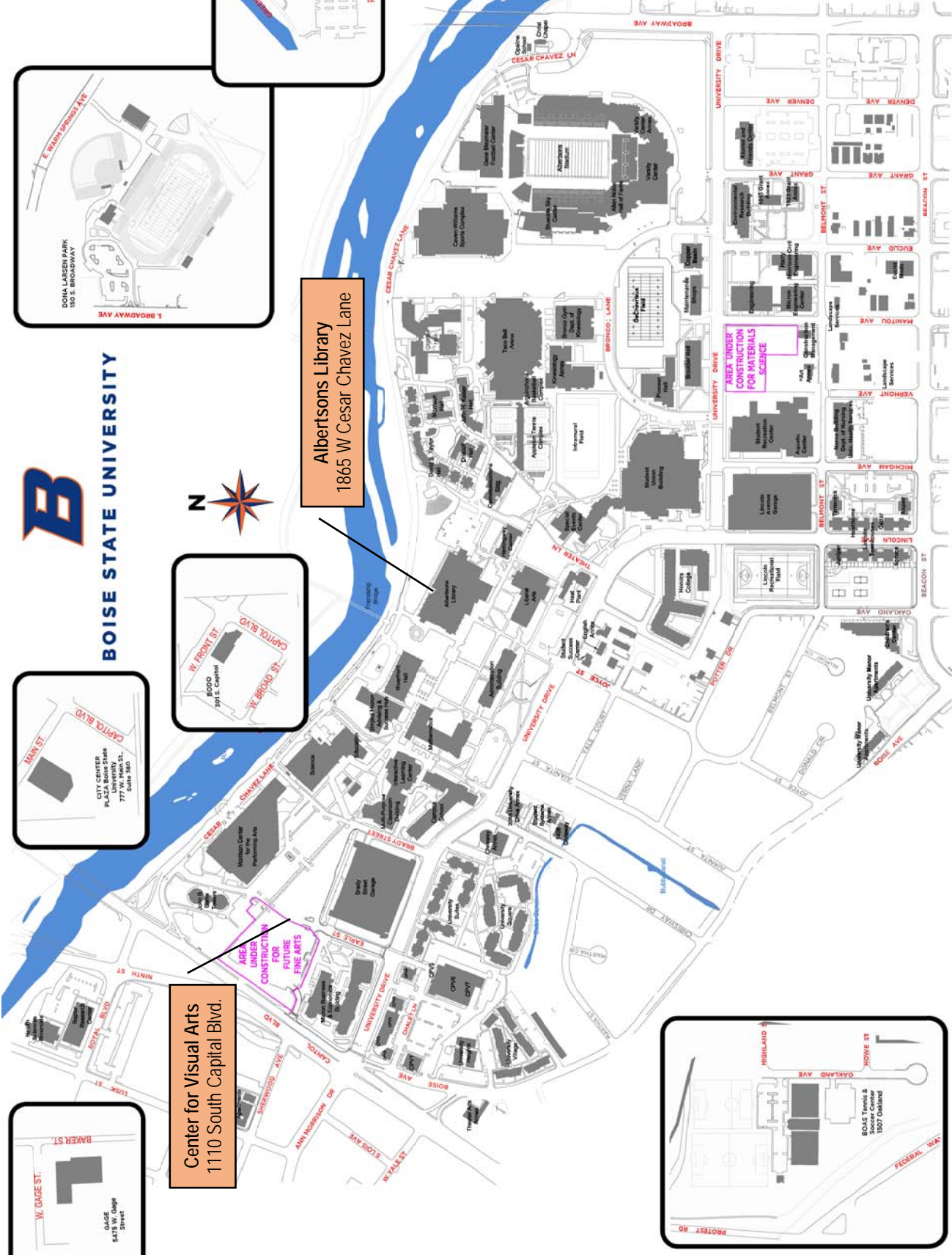

BOISE STATE UNIVERSITY



Center for Visual Arts
1110 South Capital Blvd.



Albertsons Library
1865 W Cesar Chavez Lane



TAB #4 – IDAHO JOBCORPS PROGRAM TRANSITION AND USE OF HEALTH AND WELFARE PROPERTY, INCLUDING SWITC, IDOC, DJC, AND THE CITY OF NAMPA

Jani Revier, Director, Idaho Department of Labor – Job Corps Demonstration Project

Dave Jeppeson, Director Idaho Department of Health and Welfare - SWITC

Josh Tewalt, Director, Idaho Department of Correction - SWITC

Date: October 8, 2019

Subject: Update on the Idaho Job Corps Transition

This agenda item includes two presentations. The first is an update on transition from the federally-operated Job Corps program to the Job Corps Program operated by the Idaho Department of Labor (IDOL). The Legislature appropriated \$4,323,500 for FY2020 to create a Job Corps Demonstration Project that will make Idaho the first state in the nation to assume operational control of a Job Corps center and the responsibility to provide skills instruction to Job Corps students. The funding amount represents the first year of estimated expenditures of a three-year demonstration project. IDOL will be directly responsible for project outreach, recruitment, work-based learning, and employment related services. In FY 2021, IDOL has requested an ongoing amount of \$6,700,000 and 18.50 FTP to finish out the demonstration project. Senate Bill 1203, the appropriation bill for IDOL, included a requirement for IDOL to present an update on the program to the report submitted on July 1, 2019.

The second presentation will have DHW Director Dave Jeppeson, and IDOC Director Josh Tewalt, for a general discussion on the use of 607 acres of the SWITC Campus and whether the land/existing buildings can be used for other state needs. Agencies providing services on the campus include:

- Idaho Department of Labor – Job Corps
- Idaho Department of Health and Welfare (DHW) – Southwest Idaho Treatment Center (SWITC)
- Idaho Department of Correction (IDOC) – Community Reentry Center (CRC)
- Idaho Department of Juvenile Correction (DJC) – Juvenile Correction Center

DHW leases approximately 506 acres of the campus with 16.6 acres for Job Corp, 487 acres to the City of Nampa for two public golf courses, and <1 acre for three water towers. DHW receives 2,100 of labor hours per month for payment from IDOC, and DJC pays for laundry services. Tucked into the SWITC campus is a Nampa owned park used for a model airplane club. DHW generates about \$84,000 each year from all leases, which is about \$166 per acre.





Idaho Job Corps Demonstration Project

The Idaho Job Corps demonstration project is a three-year grant, funded by the U.S. Department of Labor (USDOL) that aims to serve income-eligible youth, ages 16-24 by connecting them to training and workplace opportunities that will jumpstart them into a career.

Idaho Job Corps will bring together community and government resources to train students for in-demand jobs in Idaho. This partnership is formalized and funded through a cooperative agreement with the Idaho Department of Labor (Labor).

As the grant recipient, Labor is serving as the center operator for the Centennial Job Corps facility, located in Nampa. This facility will serve 150 students each year (50 residential and 100 non-residential), while partnering with College of Western Idaho to provide instruction. In years two and three, Labor will partner with other community colleges to enroll 50 non-residential students each, bringing program participation up to 750 students.

Students will receive services to help them explore their skills, interests and aptitudes to identify a career pathway. Students will be connected to appropriate educational pathways, including a high school diploma or GED, career technical training and even associate degrees in some cases. By partnering with community colleges, Idaho Job Corps will be able to connect students to instruction that will lead to meaningful credentials. During enrollment at Job Corps, all students will be required to complete an internship or apprenticeship with an employer that can translate into permanent job placement.

Idaho Job Corps will provide a variety of social services for students to remove barriers that get in the way of student success. These will include health care services, dental services, food, wellness training, counseling and life skills training. Idaho Job Corps will partner with community-based organizations for these services; through this structure, students will be able to access these services even after graduating from Job Corps. Additionally, Job Corps students will be connected to a myriad of volunteer and leadership opportunities both at the Centennial Job Corps facility and around the community. Through these opportunities, students will be able to acquire leadership skills necessary for them to be successful in their future jobs and in life.

Labor is in the final stages of the planning phase and intends to begin services on Oct. 22, 2019, for non-residential students, with services for residential students beginning in 2020. In years two and three of the grant, remote Job Corps sites will be open at or near each of the other community colleges in Idaho. The demonstration project is scheduled to conclude Sept. 30, 2022.

Who is Eligible for Job Corps?

Students must meet the same eligibility requirements as all other Job Corps centers in the country. These include the following:

- Students must lawfully reside in the U.S.
- Students must be between the ages 16 and 24.
- Students must qualify as low income.
- Students must have an educational barrier to their employment.
- Male students must have registered for Selective Service.
- It must be determined that a student's training needs are best served through Job Corps.
- Students must be able to participate in a group without interference to others.
- Students must agree to comply with rules of the center.
- Students may not have convictions of any severe felonies.
- Students may not be on probation or parole.
- Students must demonstrate that child care needs for any of their dependents are arranged.
- Students must agree to authorize the disclosure of health information.
- Students under the age of 18 must receive parental consent.

The Journey

Since early 2019, Labor has been planning for the program launch, developing an implementation plan and hiring staff. The confluence of developing a federal-based program through a state agency has resulted in a variety of opportunities and challenges. In some cases, state regulations have allowed for enormous flexibility, and in others, regulations have resulted in setbacks.

Contracting and Purchasing: Due to state purchasing laws surrounding contracts, there were multiple obstacles that had to be overcome with setting up contracts in under six months. Labor requested emergency exemptions and waivers for the purchase of property management services, uniforms and vehicles. A medical contract was developed in this timeframe under an executive purchasing directive.

Community College Partnerships: The College of Western Idaho (CWI) has been a critical partner in the planning of this project. The Workforce Development Training Program and the Student Services department have worked closely with Labor to ensure that all essential services for students are addressed in the service delivery model. In May 2019, Labor presented to CWI's board of trustees and received approval to enter into a formal agreement with the college for educational and student services. CWI will provide instruction and academic case management, and Labor will provide social services that result in a complete wrap-around package for students. This partnership will serve as a baseline for developing partnerships with other community colleges. When expanding to remote centers, local

workforce needs and resources will be taken into consideration. Presidents of all other colleges have been briefed on the project and initial discussion have begun at each location. Additional planning will take place in spring of 2020.

Human Resources: Hiring staff in a timely manner, has proven to be perhaps the most challenging part of launching this project. Due to the unique nature of positions required for this program, the hiring process has taken anywhere between 6-12 weeks. Many positions required the development of a new classification, which has extended the process. Labor plans a staff of 26 for this project, and an additional 25 individuals will be hired through the community colleges.

Program Budget

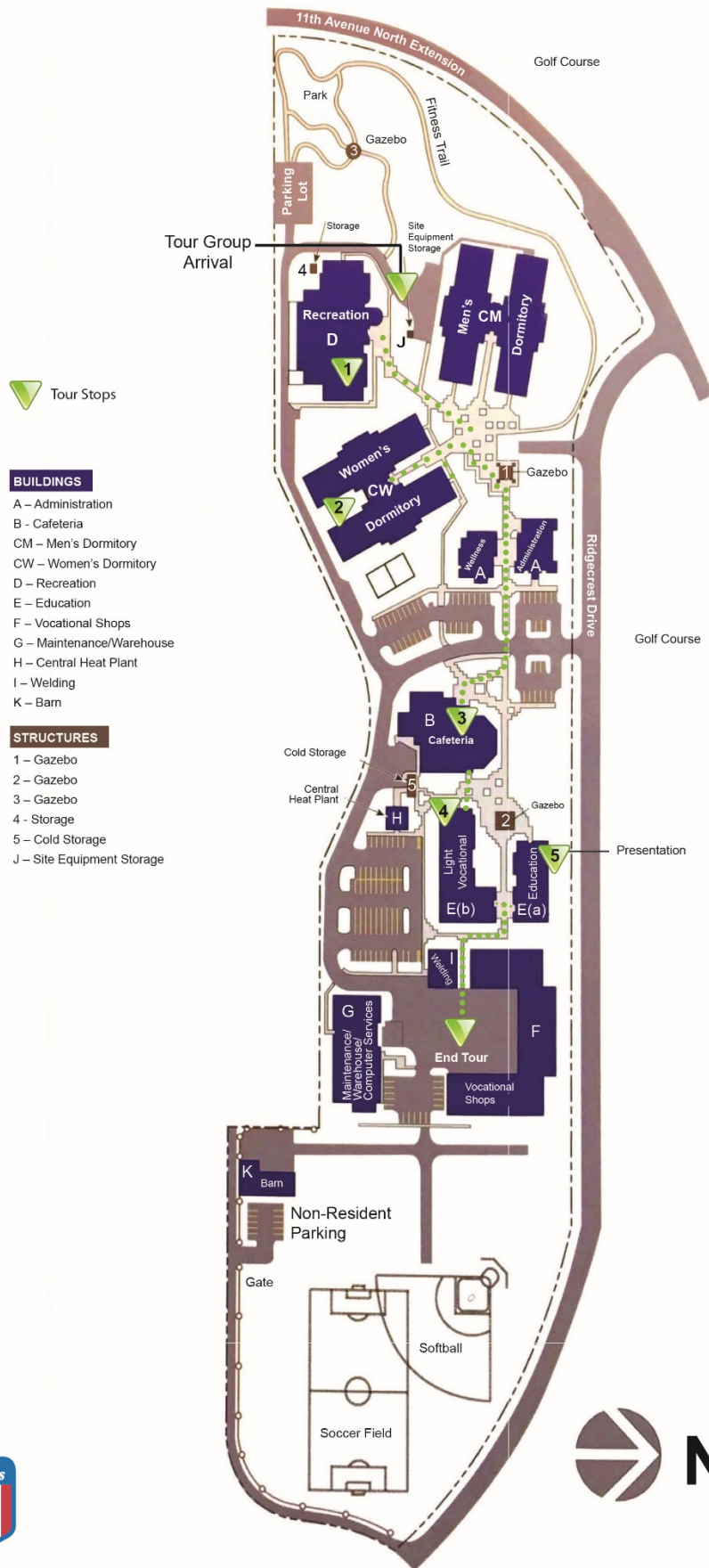
FY 20 Budget

Category	Amount	Included in Category
Personnel Costs	\$1,650,000	Wages and benefits for 26 FTE
Operating Expenses	\$1,226,600	Transportation, Utilities, Facilities Maintenance, Administrative Costs, Travel, Security Equipment, Outreach Materials
T/B Payments	\$1,650,000	Contracts with Colleges, Student Tuition Fees, Student Stipends, Employer Stipends, Student Supplies, Food Services, Uniforms
TOTAL:	\$4,526,600	

FY 21 Budget Request

Category	Amount	Included in Category
Personnel Costs	\$1,950,000	Wages and benefits for 26 FTE
Operating Expenses	\$1,625,000	Transportation, Utilities, Facilities Maintenance, Administrative Costs, Travel, Security Equipment, Outreach Materials
T/B Payments	\$3,125,000	Contracts with Colleges, Student Tuition Fees, Student Stipends, Employer Stipends, Student Supplies, Food Services, Uniforms
TOTAL:	\$6,700,000	

Idaho Job Corps Centennial Center Campus



TAB #5 – EMPLOYEE HEALTH INSURANCE COSTS AND RESERVES

LSO Staff: Jill Randolph, Maggie Smith, and Rob Sepich

Date: October 9, 2019

Subject: JFAC Breakout Session - Health Insurance Costs and Reserves

Breakout Session Objective

This session is designed to provide a broad overview of state employee group insurance benefits, and the fiscal impacts and considerations associated with them. There are two main goals. First, to understand the factors that contribute to the health insurance appropriation per FTP. Second, to understand the policy decision of the projected asset reserve balance. This information will be useful when setting the statewide decision of amount allocated per FTP for health insurance.

Attached you will find:

- A. Employer and Employee contributions to employee benefit costs, which can be found on page 26-27 of the Legislative Budget Book;
- B. bar chart representing the state cost, appropriation level, and amount of reserve funding utilized per FTP for specific fiscal years; and
- C. the “goalpost” worksheet, which is a bar chart of estimated reserve levels under specific scenarios.

Attachment A includes pages 26 and 27 from the Legislative Budget Book front end. The first page breaks down the cost to the state of Idaho per FTP for all the benefits offered to employees, including health insurance. Our focus will be on the table at the top of page 26, which breaks down each cost that is rolled into the annual appropriation for health insurance per FTP.

Attachment B includes a bar chart and a table, which demonstrate the historical cost of employee group health insurance to the state of Idaho, per FTP. This information quickly shows that the cost of health insurance continues to rise, and that the state has been able to absorb these costs by using portions of the asset reserve balance. While the state sets the appropriation level (the blue section), the appropriation level is not the true cost of health insurance to the state (the entire bar), as it can be offset with utilizing portions of the reserve balance (orange section).

The asset reserve balance either increases or decreases depending on various market and internal factors. The market dictates what the cost of procedures and doctors’ visits will be. The rate at which employees utilize those services can vary widely from year to year, which makes estimations of the true cost difficult to predict.

Attachment C includes a bar chart that shows the impact different levels of appropriation per FTP can have on the estimated asset reserve balances. The reserve balances can either be drawn down to the 10% contractual minimum as required by the state’s contract with Blue Cross or be allowed to grow to support a self-funded plan in the future.

Health insurance costs are continually rising. Collectively, this information provides critical tools to review and evaluate the policy decision of where to keep the asset reserve balances, and the ability of the state to level out the cost of employee health insurance.

Staff are always available to discuss further, delve deeper, or provide additional instruction on this topic.

Employer Contributions to Employee Benefit Costs, Including Health Insurance and Variable Benefits

Employer-Paid Health Insurance per Eligible Employee			
	FY 2020 Appropriation	FY 2021 Projection (May 2019 OGI Actuarial Estimate)	FY 2022 Projection
Health Insurance (medical, dental)	\$13,087	\$14,533	\$15,418
Retiree Subsidy	\$134	\$172	\$177
Health Insurance Continuation Premium	\$58	\$31	\$33
Administrative Costs	\$42	\$43	\$43
Proposed Use of "Sweep" Funding	(\$991)	(\$929)	(\$1,227)
Proposed Use of Reserve Funding	(\$680)	\$0	(\$17)
Annual Appropriation	\$11,650	\$13,850	\$14,427
All Fund New Approp	\$0	\$44,368,984	\$11,752,336
New General Fund Approp	\$0	\$21,629,880	\$5,729,264
Total All Funds in Base	\$108,170,300	\$129,800,180	\$135,529,444

FY 2021 Variable Benefits as a % of Gross Salary:	
FICA - Social Security	6.20%
FICA - Medicare	1.45%
Unemployment Insurance	0.00%
Life Insurance	0.72%
Regular Retirement Rate (higher rates for police/fireman)	11.94%
Unused Sick Leave Benefit	0.65%
DHR Fee (agencies with classified employees)	0.55%
Average Workers' Compensation Rate (rates vary by agency)	0.82%
Total Variable Benefits	22.33%

FY 2021 Examples for Hourly Rates of \$15/hour, \$21/hour, and \$30/hour			
Hourly rate	\$15	\$21	\$30
Annual Salary (hourly rate x 2080 hours)	\$31,200	\$43,680	\$62,400
Health Insurance (Budget Request)	\$13,850	\$13,850	\$13,850
Variable Benefits (22.33% x Salary)	\$6,967	\$9,754	\$13,935
Benefit Costs for the Employer	\$20,817	\$23,604	\$27,785
Proportion of Benefit Costs to Salary	67%	54%	45%

Other Employer-Provided Benefits for State Employees

1. **Paid Holiday:** Ten days per year: §67-5302(13) and §59-1607(1), Idaho Code.
2. **Sick Leave:** 96 hours per 2,080 hours (approx. 12 days/year): §67-5333 and §59-1605, Idaho Code.
3. **Vacation:** Based on length of service (approx. 12 days/year for first five years, 15 days/year for next five years, 18 days/year for next five years, and 21 days/year thereafter): §67-5334 and §59-1606, Idaho Code.
4. **Life Insurance Basic Plan:** Employer-provided with no cost to the employee. Optional additional life insurance can be purchased by the employee.
5. **Short & Long Term Disability Program:** Employer-provided with no cost to the employee.
6. **PERSI Defined Benefit Retirement Plan:** Mandatory contributions by the employer and employee.

Employee Contributions to Their Own Benefit Costs

Employee-Paid Health Insurance Premiums

FY 2018: Employee-paid premiums increased \$84 to \$348 per year, depending on plan type and number of enrolled dependents.

FY 2019: Employee-paid premiums increased \$48 to \$264 per year, depending on plan type and number of enrolled dependents.

FY 2020: Employee-paid premiums increased \$60 to \$300 per year (equal to the FY 2019 trend rate of 2.76%), depending on plan type and number of enrolled dependents.

FY 2020 Annual Plan Premiums (Medical and Dental) for a Full-Time Employee (working 30 - 40 hours/week)

Plan Type	Employee	Employee & Spouse	Employee & Child	Employee & Children	Employee, Spouse & Child	Employee, Spouse & Children
PPO	\$785	\$2,187	\$1,589	\$2,302	\$2,891	\$3,451
Traditional	\$941	\$2,547	\$1,865	\$2,698	\$3,371	\$3,871
High Deductible	\$377	\$1,227	\$905	\$1,342	\$1,655	\$1,975

FY 2020 Variable Benefits as a % of Gross Salary:

FICA - Social Security	6.20% (to \$132,900)
FICA - Medicare	1.45%
Regular Retirement Rate (other rates for police/fire)	7.16%
Total Variable Benefits	14.81%

FY 2020 Examples for Hourly Rates of \$15/hour, \$21/hour, and \$30/hour

Hourly rate	\$15	\$21	\$30
Annual Salary (hourly rate x 2080 hours)	\$31,200	\$43,680	\$62,400
Health & Dental Insurance (Average Cost per Employee)	\$2,201	\$2,201	\$2,201
Variable Benefits (14.81% x Salary)	\$4,621	\$6,469	\$9,241
Benefit Costs for the Employee	\$6,822	\$8,670	\$11,442
Proportion of Benefit Costs to Salary	22%	20%	18%

Optional Employee-Paid Benefits

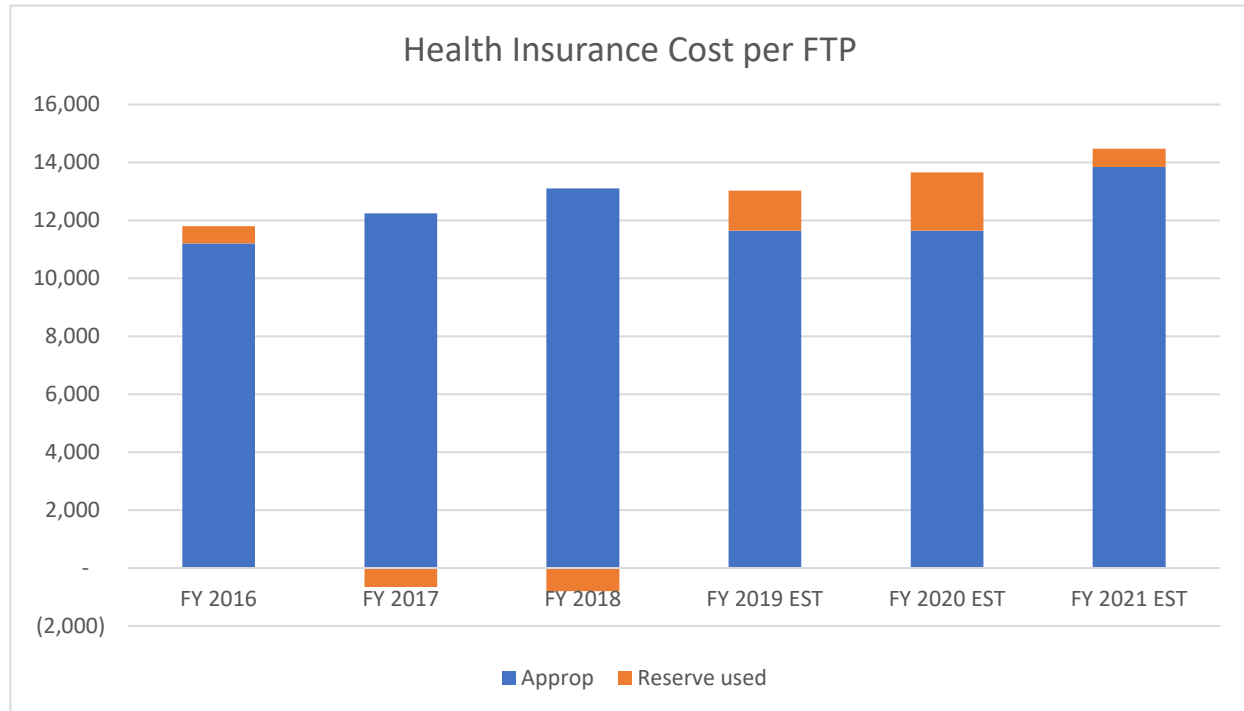
- 1. Flexible Spending Account:** Employees can elect to set aside pre-tax dollars to pay for qualified out-of-pocket health and dependent care expenses.
- 2. PERSI Choice Plan:** As part of the gain sharing program, whereby excess investment gains from the PERSI defined benefit fund are distributed to employees, employers, and retirees, the Choice Plan is an optional defined contribution 401(k) plan. The Choice Plan is in addition to, and separate from, the mandatory defined benefit retirement plan. No employer contribution: §59-1308, Idaho Code.
- 3. Deferred Compensation 457 Plan:** Pre-tax savings plan, administered by Nationwide Retirement Services: §59-513, Idaho Code.

Historical Cost of Employee Health Insurance, per Enrolled FTP

The below chart visualizes the way that the state of Idaho pays for state employee health insurance. The **entire bar** represents the states cost per FTP.

The **Blue bars** represent the appropriation level set by the Legislature every year.

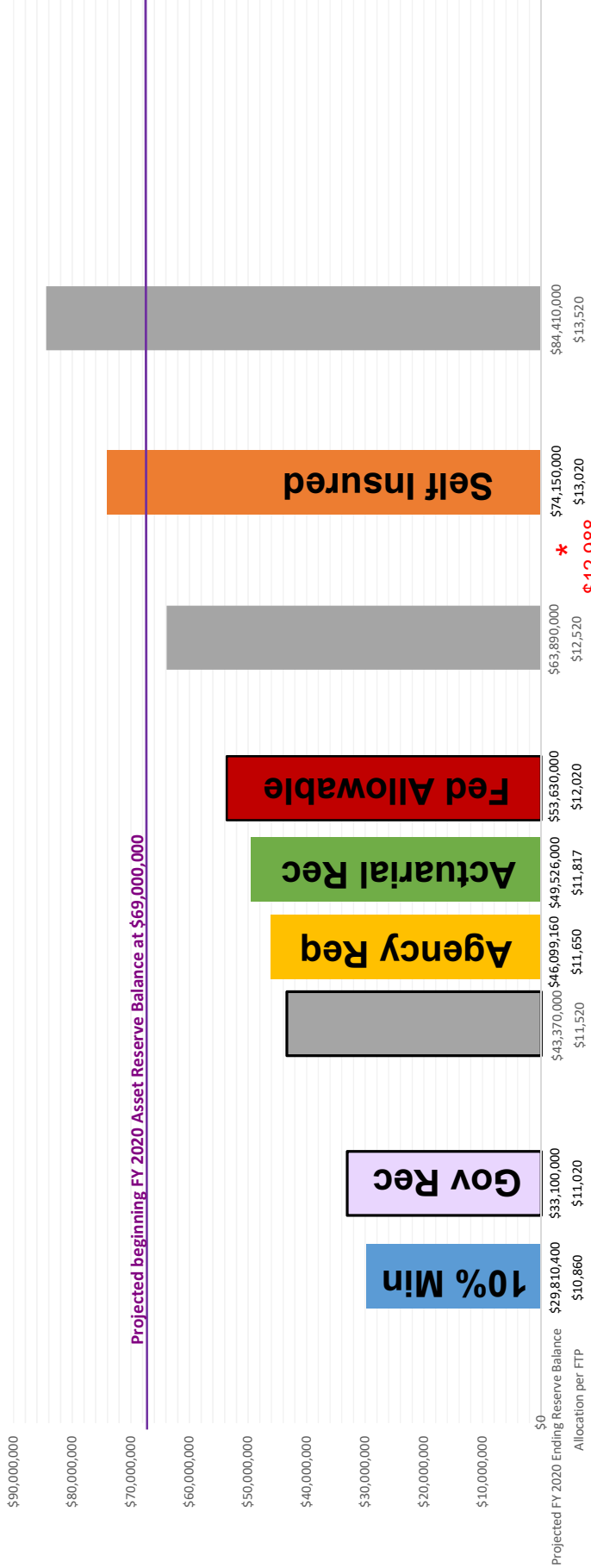
The **Orange bars** represent the amount of funding utilized from asset reserves.



Appropriation = Cash Cost (aka estimated claims) MINUS Reserve Used

FY	Approp per FTP	Cash Cost per FTP	Reserve used per FTP
FY 2021 EST	13,850	14,480	630
FY 2020 EST	11,650	13,660	2,010
FY 2019 EST	11,650	13,030	1,380
FY 2018	13,100	12,300	(800)
FY 2017	12,240	11,590	(650)
FY 2016	11,200	11,800	600
FY 2015	10,550	10,900	350
FY 2014	9,100	10,300	1,200
FY 2013	8,550	9,460	910
FY 2012	7,040	9,070	2,030
FY 2011	7,040	8,650	1,610
FY 2010	8,440	7,920	(520)

Appropriation Per FTP and Estimated Asset Reserve Balance at end of FY 2020



\$29,620,000 Blue Cross contractually required 10% minimum, as estimated in Nov. 2 Milliman Report

\$33,100,000 Governor Recommendation, January 2019

\$46,099,200 FY 2020 Agency Request of \$11,650 per FTP, as estimated by LSO

\$50,480,000 Actuarial Recommendation at the 90th percentile, Nov. 2, 2018 Milliman Report

\$53,729,200 Federal allowable reserve, referred to as the discounted reserve requirement. Federal payback could begin in the amount of 20% of any reserve balance exceeding \$53.7 million.

\$72,500,000 Initial amount needed to move from a fully-insured plan to a self-funded plan for both Dental and Medical, based on the June 30, 2016 "Self Funding Analysis" Milliman Report

* Estimated actual state cash cost per FTP, without drawing on any reserve dollars, is \$12,988 for FY 2020, and \$13,754 for FY 2021

NOTES

Bars outlined in black are projections provided by Milliman in the November 2, 2018 Projection. All other numbers are extrapolated by LSO. Appropriation per FTP is the combined Medical and Dental, and includes sweep and retiree subsidy; and includes all funds (49.48% General, 34.78% Dedicated, 15.76% Federal). Projected FY 2020 Ending Reserve Balance is the combined Medical and Dental end of fiscal year asset balance.

TAB #6 – PC AND FTP: WHAT’S THE DIFFERENCE?

LSO: Robyn Lockett, Christine Otto, Jared Tatro
 Date: October 9, 2019
 Subject: Personnel Costs and FTP

PC \$	FTP	Non-FTP
<p>Personnel Costs (PC) is a term used for budgeting salary and benefits for employees. This includes full-time, part-time, board and commission members, and group positions. PC can be added to an agency’s budget as a line item, through the statewide CEC, or not at all.</p>	<p>Full-Time Equivalent Positions (FTP) are authorized in the agency appropriation bill. FTP are permanent positions and include full and part-time. Multiple part-time positions could equal 1.00 FTP. An agency’s filled FTP count will fluctuate throughout the year, due to retirements, new hires, attrition, etc.</p>	<p>Non-FTP are temporary, seasonal, or board positions; these positions are often referred to as “group” positions. Some agencies have many of these positions, while others may have little or none. These positions are paid with PC, but there is no cap on how many employees can be hired. Examples include: seasonal firefighters, seasonal agriculture inspectors.</p>

Here are examples of how one agency may choose to staff its operations, assuming an appropriation of \$1 million and 10.00 authorized FTP. The agency has flexibility to meet its staffing needs by allocating PC and FTP in various ways, fluctuating throughout the fiscal year.

Example 1

	PC	FTP
10 full-time employees each averaging \$99,400 in salary and benefits	\$ 994,000	10.00
10 Board members paid \$50 per day, meeting 12 times per year (10*50*12)	\$ 6,000	0
<i>Total (No unused FTP or PC)</i>	<i>\$1,000,000</i>	<i>10.00</i>

Example 2

	PC	FTP
5 full-time employees each averaging \$100,000 in salary and benefits	\$ 500,000	5.00
8 part-time employees working year-round at 20 hours/week averaging \$50,000	\$ 400,000	4.00
10 Board members paid \$50 per day, meeting 12 times per year (10*50*12)	\$ 6,000	0
<i>Total (1.00 unused FTP and \$94,000 in onetime unobligated PC)</i>	<i>\$ 906,000</i>	<i>9.00</i>

Example 3

	PC	FTP
5 full-time employees each averaging \$100,000 in salary and benefits	\$ 500,000	5.00
10 part-time employees working year-round at 20 hours/week averaging \$30,000	\$ 300,000	4.00
4 part-time employees working year-round at 10 hours/week averaging \$15,000	\$ 60,000	1.00
10 Board members paid \$50 per day, meeting 12 times per year (10*50*12)	\$ 6,000	
Group positions for seasonal employment	\$ 10,000	
<i>Total (No unused FTP and \$124,000 in onetime unobligated PC)</i>	<i>\$ 876,000</i>	<i>10.00</i>

TAB #6 – PERSONNEL COSTS AND OPTIONS FOR CEC

LSO Staff: Robyn Lockett, Jared Tatro, and Christine Otto

Date: October 9, 2019

Subject: JFAC Breakout Session – Personnel Costs and Options for CEC

The Joint Finance-Appropriation Committee (JFAC) Co-Chairs and the Change in Employee Compensation (CEC) Committee Co-Chairs directed the Legislative Services Office (LSO) to consider alternative methods for calculating the cost of a CEC for FY 2021. LSO worked with the relevant agencies, including the Division of Human Resources (DHR), the Division of Financial Management (DFM), and the State Controller’s Office (SCO) to consider possible options.

This brief includes two parts:

- **Part I Provides a Recap of JFAC Action for FY 2020, With Input from DHR on the Implementation of the CEC**
- **Part II Provides Salary Considerations for the 2020 Legislative Session**

PART I: Recap of JFAC Action for FY 2020, With Input from DHR on the Implementation of the CEC

State Employee Compensation for FY 2020: Salaries comprise the majority of the total state employee compensation package, with health insurance and PERSI retirement benefits also contributing. For FY 2020, JFAC acted on the CEC Committee’s recommendation, and through S1172 approved the equivalent of a 3% salary increase, with a minimum increase of \$550 for each permanent employee and the remaining amount to be distributed based on merit. JFAC also required the salary structure to be shifted upwards by 3%. Appointed officials in the Public Utilities Commission, the Tax Commission, and the Industrial Commission all received a 3% salary increase. Funding for judicial salaries also increased by approximately 3%. The fiscal impact of the statewide total for the 3% salary change was \$20.5 million from the General Fund, \$14.8 million from dedicated funds, and \$6.4 million from federal funds. This amount excludes salary increases for the FY 2020 Public Schools K-12 budget.

Implementation of FY 2020 CEC: Section 67-5309B, Idaho Code, requires each state department director to submit a plan of how it will implement the salary increase. The plan is submitted to the DHR for approval. This plan is to include a salary administration plan and a corresponding budget plan. The plans shall consider employee performance, market changes, and an employee’s proximity to the midpoint market average. The DHR receives agency CEC plans in the spring annually, and then communicates with agency representatives on plan implementation.

In Fall 2019, DHR reported the following about the implementation of S1172 (see Attachment A for the complete response from DHR):

- The \$550 ongoing salary increase was beneficial to all, impacting lower paid employees the most. This was the stated intent by the CEC Committee members. Several agencies experience turnover in lower paid positions so the \$550 increase was helpful in retaining those employees.
- Agencies had no discretion regarding the distribution of the \$550. Applying a flat amount across the board did not effectively address positions agencies wished to target, nor did it

TAB #6 – PERSONNEL COSTS AND OPTIONS FOR CEC

address inequities across positions in the same or different agencies. Accordingly, most agencies reported concern with the unintended consequences of the \$550.

- Some employees understand their compensation better when their merit increase is based fully on performance, and since the \$550 did not address performance, some felt their meritorious efforts were less important.
- In general, the overall response from most agencies was of frustration and confusion over other years where merit increases were solely calculated based on performance. Agencies and their employees are accustomed to the distribution based on an employees' performance. Agencies reported that the remaining 2% merit increase did not provide enough flexibility to address hard to recruit and retain positions.
- Agencies urge the CEC Committee and the Legislature to return to the statute guidance allowing for flexibility to address hard to recruit and retain positions and grant CEC based on performance. Flexibility is necessary, especially in this highly competitive labor market.
- A common theme during the 2019 Legislative session, and throughout the year, is the fact all agencies are different and have unique workforce needs/funding. Agency hiring cycles are different (*i.e.*, Tax Commission, Fish and Game, Agriculture, etc.). As Idaho's economy continues to be robust, it is a challenge for all employers, private and public, facing significant shortages of qualified applicants and retaining their qualified employees. At the state level, due to staffing issues, agencies are approving overtime hours, hiring temps or contractors, and using incentive pay in order to meet their business needs. The current PC allocation funds do not exceed the employment needs genuinely felt by all state agencies. On the contrary, sufficient PC funding to hire and retain qualified candidates and paying a competitive wage is a problem felt by every agency. Developing a new methodology outside of merit pay, focused solely on reducing PC funding would be detrimental to the state's workforce and negatively impact the services provided to the citizens of Idaho.

TAB #6 – PERSONNEL COSTS AND OPTIONS FOR CEC

PART II: Salary Considerations for the 2020 Legislative Session (FY 2021)

CEC Methods	DHR and DFM Rec.	FY 2020 CEC Comm. Rec.	FY 2020 JFAC Action	Other Potential Methods
A. Appropriate a Specific Percentage (e.g. 3%) Increase on the Salary Included in an Agency Budget to be Allocated Based on Merit (this has historically been the “traditional” approach)	X			
B. No CEC on Vacant Positions, Based on a Single Count		X		
C. Fund CEC on Filled Positions Only, Based on an Average of Multiple Reports/Counts Per Year, and Weighted by Fund Source				X
D. Base the CEC Increase on Actual PC Expenditures from Previous Year(s)				X
E. Fund a Specific Aross-the-Board Increase, Plus a Percentage to be Distributed Based on Merit		X	X	
F. Other Considerations, Such as Targeting CEC at Specific Agencies or Specific Positions			X	X

Option A. Appropriate a specific percentage (e.g. 3%) increase on the salary included in an agency budget to be allocated based on merit (Traditional Method, like in FY 2019 and previous years)

LSO Notes: This method allows for agency director control and flexibility; however because all agencies receive the same percentage increase, this method doesn’t address existing inequities in the system, such as the state’s challenge to adequately recruit and retain specific positions.

DHR Analysis: This is the traditional approach the State has taken to establish and allocate CEC to state employees. This remains the preferred method for the Executive Branch as they believe it best aligns with the statute requirements for paying state employees based on merit, and the compensation expectations set in §67-5309A. Where there is unobligated PC, it is used to fund personnel costs for overtime, vacation pay out, changes in benefits costs, hiring costs for hard to fill positions, merit raises outside the CEC, recruitment and retention bonuses allowed under Idaho Code, bonuses earned by red tape reduction or money saving measures undertaken by state employees to save taxpayer funds, and unforeseen situations for personnel and operations (i.e., computer replacement, facility repair, ADA accommodations). DHR states the unobligated PC funds are necessary so agencies are left with flexibility to address their workforce needs in order to meet their missions and avoid unnecessary and unforeseen management issues.

TAB #6 – PERSONNEL COSTS AND OPTIONS FOR CEC

Option B. No CEC on Vacant Positions (FY 2020 CEC Committee Recommendation)

LSO Notes: This method is a reasonable concept, as was proposed by the CEC Committee during the 2019 session, but may be too narrow of an approach and inequitable in practice. Personnel dollars are not limited to specific positions and a single count of vacant positions doesn't show an agency's seasonal trends (i.e. FTP and PC are not directly correlated). A single count may reflect anomalies, inadvertently penalizing agencies.

DHR Analysis: Method B assumes agencies' PC funding is more than they need to fully fund their workforce. This assumption does not consider the normal business volatility of any workforce (public or private) which has normal voluntary, involuntary, and retirement turnover, and changes in business needs whereby positions may need to be reclassified, left unfilled, or are just hard to fill and retain. There are also economic forces outside the control of agencies which affect their ability to recruit and retain.

Option C. Fund CEC on Filled Positions Only, Based on an Average of Multiple Reports/Counts Per Year, and Weighted by Fund Source

LSO Notes: Calculating a CEC on filled positions and allowing agencies to make adjustments for vacant positions they plan to re-fill would avoid funding approximately \$275,000 for each 1% CEC from all fund sources for FY 2021 (not including higher education or K-12). If adjustments are not allowed, the cost avoidance would be approximately three times higher. This approach would provide less of an overall CEC increase to agencies. Using a single point in time (July 15, 2019) doesn't account for an average of multiple reports or seasonality. Historical data would be needed to equitably calculate an average filled rate over time.

DHR Analysis: Method C would be very difficult for agencies to accurately forecast on such an infrequent basis. Agencies strive to fill positions quickly and this methodology does not adjust for normal turnover. Method C picks vacancy rates on a quarterly basis which is hard to manage when the budget is set 18 months in advance. Such methodology cannot address future emergent needs and could hinder an agency from being able to use available funds to reward excellence, fill hard to recruit positions, or fill several positions at once. Unobligated personnel funds are also used judiciously to address situations described in the DHR Analysis of Method A above.

Option D. Base the CEC Increase on Actual PC Expenditures from Previous Year(s). CEC increase based on salary dollars that are derived from actual personnel cost expenditures from the previous year(s), by fund source. This could be based on the previous full year, or combination of prior years (3-year or 5-year average). For example, the FY 2021 salary increase would be based on the amount of FY 2019 actual salary expenditures

LSO Notes: This approach considers what an agency actually spent on personnel costs, allocated by fund source, rather than the appropriated amount. For example, this would address agencies that transfer moneys out of personnel costs to operating costs, and not provide an increase on those transfers. This option doesn't remove funding from an agency's PC base, rather the overall CEC

TAB #6 – PERSONNEL COSTS AND OPTIONS FOR CEC

increase is less than under the traditional method. Any PC dollars not spent will revert back to their original fund source at year-end.

DHR Analysis: Method D appears to punish agencies for not filling positions when there are legitimate reasons for the vacancies. Further, past hiring practices/processes are not related to future needs. These proposed changes will only compound complexities when agencies conduct workforce planning. In certain scenarios, this method would provide more PC funds than necessary to agencies whose employee count has decreased (i.e., due to IT modernization, employees transferring to other agencies, etc.)

Option E. A Specific Across-the-Board Increase, Plus a Percentage to be Distributed Based on Merit. For FY 2020, it was \$550 for each Permanent Employee, plus a 2% Increase in PC

LSO Notes: Because state compensation lags other comparable sectors by 18%, this method allowed all employees to receive a base pay increase, rather than an increase as a percent of salary. This method targeted lower paid positions more heavily, which was a goal of the CEC committee. Example: 3% of \$42,000 (the average state wage) is \$1,260 vs. 3% of \$65,000 is \$3,900, so the salary gap inadvertently widens in this scenario. Using an annual amount (\$550) vs. an hourly rate made implementation with the Controller's employee system challenging (created an inequity between full-time and part-time employees). Using an hourly rate (\$.26 cents/hour, for example) would address this inequity.

DHR Analysis: Noted on page 1 under "Implementation of S1172"

Option F. Other Methods, Such as Targeting CEC at Specific Agencies or Positions

LSO Notes: Targeted pay increases at certain agencies would address some of the system's current inequities, but the specificity of these recommendations would have to be proposed in advance of the Legislative session so they could be thoroughly vetted. Targeted CEC recommendations could potentially be included in the annual DHR report. Positions that are hard to recruit and retain, or are further from market (policy rate), could be given additional funding.

Another alternative would be analyzing agency appropriations and determining which agencies, by fund, need additional appropriation to provide a CEC, meanwhile other agencies would fund a CEC with existing appropriation in their PC base. The overall cost of a CEC increase would be lower than under the traditional method, while potentially still bringing essential positions closer to market. All agencies could potentially still provide a pay increase, but only some agencies would need to have an increased budget to do so. This option would take further analysis and additional consideration.



State of Idaho
DIVISION OF HUMAN RESOURCES
Executive Office of the Governor

BRAD LITTLE
Governor
SUSAN E. BUXTON
Administrator

Idaho Personnel Commission
Mike Brassey, Chair
Mark Holubar
Sarah E. Griffin
Amy Manning
Nancy Merrill

September 12, 2019

TO: Paul Headlee
Budget & Policy Analysis Manager
Legislative Services Office

FROM: Susan E. Buxton
Administrator
Division of Human Resources

Handwritten signature of Susan E. Buxton in cursive.

CC: Alex J. Adams
Administrator
Division of Financial Management

SUBJECT: Analysis of the Effect and Implementation of S1172 Fiscal Year (FY) 2020 Change in Employee Compensation (CEC) \$550/Employee and 2% Merit Distribution

The Division of Human Resources (DHR) was asked by the Legislative Services Office (LSO) to report on the effect and implementation of S1172, which appropriated the FY 2020 CEC of \$550 per permanent state employee and the remaining 2% merit-based distribution.¹

General State Employee Compensation Requirements

The State employee compensation philosophy found in §67-5309A(1), provides guidance to DHR to establish and the State to “fund a competitive employee compensation and benefit package that will attract qualified employees to the workforce; retain employees who have a commitment to public service excellence; motivate employees who have high standards of productivity; and reward employees for outstanding performance.”² The law requires that “advancement in pay shall be based on performance and market changes and be provided in a variety of delivery methods, including ongoing increases, temporary increases, and market related pay line moves.” §67-5309B(3). DHR is required to provide the Change in Compensation (CEC) report to the Governor and the Legislature annually on or before December 1. This report details the results of total compensation surveys which determine how state employees’ salaries and benefits compare to the labor market averages. These surveys are completed by private and other government employers with jobs matched to the State workforce. §67-5309C (1) & (2).

¹ Letter dated August 21, 2019. DHR met with LSO on September 26, 2019 and was asked to provide further information.

² Nonclassified executive branch employees are to be paid salaries and wages comparable to similar classified positions. §59-1603.

The CEC report is a comprehensive document which identifies job market factors and provides objective expert data specifically related to labor market trends and averages. In preparation for the CEC report, DHR consults with executive branch directors, agency heads, and human resource professionals to understand the recruitment and retention issues faced individually and collectively.

State agency Directors, Department Heads, Human Resource staff, supervisors, and all state employees appreciate the CEC Committee, JFAC, the Legislature, and the Governor appropriating a CEC. The consistent concern for all agencies is the need for flexibility in the use of the personnel funds allocated to each of them in order to best recruit and retain qualified, dedicated, and productive employees to serve the citizens of Idaho. Flexibility is necessary, especially in this highly competitive labor market.

\$550 Ongoing Salary Increase to All State Employees

The FY 2020 CEC provided a \$550 ongoing salary increase to all permanent state employees and provided a 2% CEC to be distributed based on merit. The \$550 ongoing salary increase was beneficial to all, impacting lower paid employees the most. This was the stated intent by the CEC Committee members. Several agencies experience turnover in lower paid positions so the \$550 increase was helpful in retaining those employees.

Many employees viewed the \$550 salary increase as a cost of living adjustment. This one size fits all approach was well liked on the surface as it provided a salary increase to all employees. Because the approach was not based on merit, the sum was awarded regardless of pay grade, status (*i.e.*, probation, full-time, part-time, longevity, etc.), or performance. Agencies had no discretion regarding the distribution of the \$550. Applying a flat amount across the board did not effectively address positions agencies wished to target, nor did it address inequities across positions in the same or different agencies. Accordingly, most agencies reported concern with the unintended consequences of the \$550.

For example, agencies reported that by increasing all employee salaries by \$550, additional adjustments had to be made to both advertised starting salaries and current employee salaries, in order to remain competitive and address equity issues. This circumstance is commonly referred to as “compression.” Compression is a negative condition where long term employees make the same, or very close to the same, salary as new (er) employees in the same position. Other complaints surfaced when it was realized that permanent part-time employees received more per hour than their full-time counterparts (*i.e.*, 20 hr./week employees received \$0.54 cents per hour as opposed to \$0.27 cents per hour for 40 hr./week employees) because of the flat rate of \$550.

2% Merit Increase to Eligible State Employees

After the \$550 was distributed to state employees, there was approximately 2% of the CEC appropriation available for distribution based on merit. Additional challenges arose with the allotted 2% for merit increases. Higher performers received a lower overall percentage increase than they had seen in previous years. Agencies reported this had a “demoralizing” effect. When given less discretion, agencies will continue to struggle to provide adequate pay to positions which are hard to recruit and retain (*i.e.*, IT positions, engineers, nurses, etc.) and their ability to narrow compa-ratio gaps is limited.

As with years past, employees received letters detailing their pay raise.³ The \$550 per employee increase, was coupled with a lower merit percentage increase, which caused confusion for employees. The flat rate \$550 reduced an average merit increase by approximately 1% over previous years. Employees understand

³ DHR and the Division of Financial Management (DFM) advised the CEC letters given to employees spell out which portion of the CEC was \$550, and which was merit based.

better when their merit increase is based fully on performance, and since the \$550 did not address performance, employees felt their meritorious efforts were less important.

Implementation of S1172

Implementation of S1172 required interpretation by DHR and DFM with guidance from LSO to find its fair, right, and true intent. With this, DHR and DFM crafted and implemented the FY 2020 CEC Guidance Memo for direction on implementing employee increases. Even with this guidance memo, agencies read S1172 and remained confused on what order to implement the \$550 versus the merit-based increases. This caused personnel actions to be entered inconsistently, and in some cases, multiple times. Consequentially, some agencies had to start the data entry process over, creating delays in their CEC implementation. For example, some employees received the \$550 in one entry, some employees received the \$550 and their merit increase in one entry, and some employees received the \$550, their merit increase, and an equity adjustment in one entry. This created difficulties for DFM to reconcile appropriate pay entries with available appropriations.

In general, the overall response from most agencies in some shape or form was of frustration and confusion over other years where merit increases were solely calculated based on performance. Agencies and their employees are accustomed to the distribution based on an employees' performance. Agencies reported that the remaining 2% merit increase did not provide enough flexibility to address hard to recruit and retain positions. Most often, hard to recruit and retain positions are not in the lower pay grades thus it is more incentivizing for the CEC to be tied to performance instead of an across the board increase.

Agencies urge the CEC Committee and the Legislature to return to the statute guidance allowing for flexibility to address hard to recruit and retain positions and grant CEC based on performance.

Effect of Reducing CEC by Not Funding Unfilled Positions

During the 2019 Legislative session, there was discussion regarding unfilled positions. If the Legislature does not provide CEC funding for unfilled positions, agencies will still be required to provide CEC increases to eligible employees. This would create an unintended situation where agencies would be required to shift personnel cost (PC) funds to cover such personnel costs.

The State of Idaho is the largest employer in Idaho. In any workforce, there is a certain amount of expected vacancies due to turnover. The majority of the state's vacant positions are generated from normal workforce turnover, which all employers, public and private, experience. The State's workforce turnover rate is 14% which, in this fully employed market, is expected and normal. Reducing CEC funds resulting in less PC funds to cover those expected vacancies would unduly cripple Agency directors from having the flexibility to recruit and retain the best and brightest for the State's workforce. This may also negatively impact the State's ability to pursue its goal to competitively compensate employees close to the market rate. See §67-5309A.

Analysis of LSO's Potential CEC Appropriation Methods

In LSO's August 21, 2019 letter, four methods were identified for providing salary increases to state employees. DHR and DFM assume this applies to CEC increases only, and not merit or equity increases granted to individual employees during the year.

- A. *Provide a salary increase based on the amount of allocated salary dollars in the personnel costs, by fund source, included in an agency appropriation, to be allocated based on merit. This could be considered the current or “traditional” approach to providing salary increases. For example, for State Agency X:*

<i>Fund</i>	<i>Amount of Allocated Salary in the Appropriation</i>	<i>% Salary Increase</i>	<i>Amount of Salary Increase</i>	<i>Total Salary Available for the Following Year</i>
General	\$1,000,000	3%	\$30,000	\$1,030,000
Dedicated	\$1,000,000	3%	\$30,000	\$1,030,000
Federal	\$1,000,000	3%	\$30,000	\$1,030,000
TOTAL	\$3,000,000		\$90,000	\$3,090,000

DHR Analysis: Method A is the traditional approach the State has taken to establish and allocate CEC to state employees. This remains the preferred method for the Executive Branch as it best aligns with the statute requirements for paying state employees based on merit, and the compensation expectations set in §67-5309A.

Where there is unobligated PC, it is used to fund personnel costs for overtime, vacation pay out, changes in benefits costs, hiring costs for hard to fill positions, merit raises outside the CEC, recruitment and retention bonuses allowed under Idaho Code, bonuses earned by red tape reduction or money saving measures undertaken by state employees to save taxpayer funds, and unforeseen situations for personnel and operations (*i.e.*, computer replacement, facility repair, ADA accommodations). The unobligated PC funds are necessary, so agencies are left with flexibility to address their workforce needs in order to meet their missions and avoid unnecessary and unforeseen management issues.

- B. *Provide a salary increase, for filled positions only. The filled positions would be determined by a single count, for example, July 15 or January 15 of any given fiscal year. This approach was essentially the 2019 CEC Committee’s recommendation for providing \$550 per permanent position and a 2% merit-based salary increase.*

DHR Analysis: Method B assumes agencies’ PC fund is more than they need to fully fund their workforce. This assumption does not consider the normal business volatility of any workforce (public or private) which has normal voluntary, involuntary, and retirement turnover, and changes in business needs whereby positions may need to be reclassified, left unfilled, or are just hard to fill and retain. There are also economic forces outside the control of agencies which affect their ability to recruit and retain.

- C. *Provide a salary increase based on the amount of allocated salary dollars in the appropriated personnel costs, multiplied by an average rate of salary dollars obligated to filled positions, based on multiple pay periods, weighted by fund source, and allocated based on merit. We have been working with the State Controller and the reports should be able to be run after each pay period or another combination of pay periods (*i.e.* quarterly). For example:*

<i>Fund</i>	<i>(A) Amount of Allocated Salary in the Appropriation</i>	<i>(B) % Salary Increase Approved by JFAC</i>	<i>(C) Amount of Salary Increase Before Filled Rate is Applied (AxB)</i>	<i>(D) Average Rate of Filled Positions as Determined by SCO Reports</i>	<i>(E) Amount of Salary Increase After Average Filled Rate is Applied (Cx D)</i>	<i>Total Salary for the following Year (A+E)</i>
General	\$1,000,000	3%	\$30,000	98%	\$29,400	\$1,029,400
Dedicated	\$1,000,000	3%	\$30,000	97%	\$29,100	\$1,029,100
Federal	\$1,000,000	3%	\$30,000	95%	\$28,500	\$1,028,500
TOTAL	\$3,000,000		\$90,000		\$87,000	\$3,087,000

DHR Analysis: From the description provided, calculation of Method C would be very difficult for agencies to accurately forecast on such an infrequent basis. Agencies strive to fill positions quickly and this methodology does not adjust for normal turnover. Method C picks vacancy rates on a quarterly basis which is hard to manage when the budget is set 18 months in advance. Such methodology cannot address future emergent needs and could hinder an agency from being able to use available funds to reward excellence, fill hard to recruit positions, or fill several positions at once. Unobligated personnel funds are also used judiciously to address situations described in the DHR Analysis of Method A above.

D. Provide a salary increase based on salary dollars that are derived from actual personnel cost expenditures from the previous year(s), by fund source. This could be based on the previous full year, or combination of prior years (3-year or 5-year average). For example, the FY 2021 salary increase would be based on the amount of FY 2019 actual salary expenditures. For example:

<i>Fund</i>	<i>(A) Amount of PC Appropriation in Base</i>	<i>(B) Actual Salary Expenditures</i>	<i>(C) % Salary Increase Approved by JFAC</i>	<i>(D) Amount of Salary Increase After Actual Expenditure Percentage is Applied (BxC)</i>	<i>Total Salary for the following Year (A+D)</i>
General	\$1,000,000	\$975,000	3%	\$29,300	\$1,029,300
Dedicated	\$1,000,000	\$950,000	3%	\$28,500	\$1,028,500
Federal	\$1,000,000	\$925,000	3%	\$27,800	\$1,027,800
TOTAL	\$3,000,000	\$2,850,000		\$85,600	\$3,085,600

DHR Analysis: Method D appears to punish agencies for not filling positions when there are legitimate reasons for the vacancies. Further, past hiring practices/processes are not related to future needs. These proposed changes will only compound complexities when agencies conduct workforce planning. In certain scenarios, this method would provide more PC funds than necessary to agencies whose employee count has decreased (*i.e.*, due to IT modernization, employees transferring to other agencies, etc.).

Summary

A common theme during the 2020 Legislative session, and throughout the year, is the fact all agencies are different and have unique workforce needs/funding. Agency hiring cycles are different (*i.e.*, Tax Commission, Fish and Game, Agriculture, etc.). As Idaho's economy continues to be robust, it is a challenge for all employers, private and public, facing significant shortages of qualified applicants and retaining their qualified employees. At the state level, due to staffing issues, agencies are approving overtime hours, hiring temps or contractors, and using incentive pay in order to meet their business needs. The current PC allocation funds do not exceed the employment needs genuinely felt by all state agencies. On the contrary, sufficient PC funding to hire and retain qualified candidates and paying a competitive wage is a problem felt by every agency. Developing a new methodology outside of merit pay, focused solely on reducing PC funding would be detrimental to the state's workforce and negatively impact the services provided to the citizens of Idaho.

DHR and the Executive Branch agencies appreciate the historic support of CEC by the Governor and the Legislature. Continuing to make CEC adjustments annually has helped reduce the market rate pay gap and has improved our competitiveness with the private and other public employers. DHR does not see abuses in the use of PC in relation to open positions. In fact, state agencies have been creative in their recruitment and retention efforts along with their judicious use of PC funds. Flexibility, not reduction, in PC funds is the key to providing a qualified and efficient state workforce.

Note: updated 9/27/2019

ATTACHMENT B**FY 2020 Compensation Schedule - Effective 6/16/2019**

Pay Grade	Hourly		
	Minimum	Policy	Maximum
D	\$7.25	\$11.09	\$13.87
E	\$8.69	\$12.40	\$15.51
F	\$9.79	\$13.96	\$17.46
G	\$11.09	\$15.86	\$19.82
H	\$12.78	\$18.26	\$22.84
I	\$14.92	\$21.33	\$26.66
J	\$16.84	\$24.05	\$30.07
K	\$18.86	\$26.93	\$33.66
L	\$21.28	\$30.41	\$38.01
M	\$24.06	\$34.37	\$42.98
N	\$26.58	\$37.98	\$47.47
O	\$28.81	\$41.16	\$51.46
P	\$31.50	\$45.01	\$56.26
Q	\$34.68	\$49.54	\$61.93
R	\$38.48	\$54.96	\$68.71
S	\$43.15	\$61.65	\$77.07
T	\$48.74	\$69.63	\$87.04
U	\$55.39	\$79.12	\$98.91
V	\$63.31	\$90.44	\$113.05

TAB #7 – STRATEGIC PLANNING AND PERFORMANCE REPORTS

LSO Staff: Keith Bybee, Jared Hoskins, and Janet Jessup

Date: October 9, 2019

Subject: Statutory Requirements for Strategic Planning and Performance Measures

Breakout Session Objectives

This session is designed to inform JFAC members of statutory requirements for agency strategic planning and performance measurement. These requirements help to better understand agency missions and the value of annual financial investments. Pursuant to Section 67-1903, Idaho Code, each state agency is required to develop a four-year strategic plan that addresses its major divisions and core functions. Additionally, Section 67-1904, requires each agency to prepare an annual performance report that includes progress on specific performance measures and benchmarks. Further, Section 67-1905, requires the Division of Financial Management to provide training on strategic planning and performance measurement for key agency personnel and the Legislative Services Office to offer training to legislators every other year coinciding with new legislative terms.

Strategic Planning Requirements (Section 67-1903, Idaho Code)

- Each plan shall contain: a mission statement, goals, objectives/tasks, performance measures, benchmarks/targets, and external factors that could affect achievement of goals and objectives.
- When developing a strategic plan, each agency is required to consult with appropriate members of the Legislature and solicit views and suggestions of those persons and entities potentially affected by the plan.
- All agency strategic plans can be accessed at the following link:
<https://dfm.idaho.gov/publications/bb/strategicplans/>

Annual Performance Report Requirements (Section 67-1904, Idaho Code)

- Part I of the report shall include basic profile information, revenues, expenditures, and key services provided to meet agency goals.
- Part II of the report shall include:
 - Not more than 10 quantifiable performance measures,
 - Actual results for each performance measure or benchmark.
- Each agency is to present the report to its corresponding Senate and House germane committees each year, unless the committee elects to have the information every other year.
- All the agency performance reports can be accessed at the following link:
<https://dfm.idaho.gov/publications/bb/perfreport/>

Attachments

- Attached are two examples of Performance reports for the Board of Tax Appeals and the STEM Action Center.

At times, this information is included in the Legislative Budget Book or used when reviewing an annual budget request with agency officials. Collectively, this information provides critical tools to review and evaluate agency performance and assess any additional funding requests by the agency. Further, the opportunity exists to incorporate strategic planning and performance measure reporting into the budget module of the Luma project (modernization of the State Controller's accounting system).

Staff are always available to further discuss or provide additional information on this topic.

Legislative Services Office, Budget & Policy Analysis

Part I – Agency Profile

Agency Overview

Established in 1969, the Board of Tax Appeals (BTA) provides taxpayers a popular means of bringing appealed assessments before a fully independent and judicial like tribunal. Each year hundreds of appeals are brought to the Board from either property tax assessment decisions made by a county board of equalization or various tax-related decisions made by the State Tax Commission. BTA cases are heard and decided in an attentive and fully neutral manner.

The Board provides parties with an accessible and fair hearing to present their evidence and argument. Hearings are held in convenient locations across the state. The 3-member citizen board, well-supplied with technical knowledge and experience in taxation, insures due process safeguards are followed in contested case proceedings. Although the Board's administrative proceedings are technically formal, they stand in contrast to most court proceedings, which take considerably longer to complete, can necessitate legal representation, and add extra expenses.

Core Functions/Idaho Code

Idaho Code Title 63 Chapter 38 describes and sets out the Board's duties. The fully independent Board hears tax related appeals de novo at an appellate level. Parties may present new evidence to a specialized and neutral tax tribunal. IDAPA 36.01.01 expands on the procedures followed in affording parties due process of law.

Revenue and Expenditures

Revenue	FY 2015	FY 2016	FY 2017	FY 2018
General Fund	\$528,000	\$534,400	\$565,300	\$606,700
Total	\$528,000	\$534,400	\$565,300	\$606,700
Expenditures	FY 2015	FY 2016	FY 2017	FY 2018
Personnel Costs	\$410,800	\$404,500	\$439,500	\$460,293
Operating Expenditures	\$70,300	\$80,600	\$77,200	\$105,435
Capital Outlay	\$10,200	\$3,900	\$0	\$11,432
Trustee/Benefit Payments	\$0	\$0	\$0	\$0
Total	\$491,300	\$489,000	\$516,700	\$577,160

Profile of Cases Managed and/or Key Services Provided

Cases Managed and/or Key Services Provided	FY 2015	FY 2016	FY 2017	FY 2018
Appeals filed	205	293	230	358
Appeals settled, dismissed or withdrawn	95	174	115	98
Decisions rendered	110	119	92	260
Reconsideration/rehearing motions filed	7	15	8	8
Appeals of Board decisions to District Court	1	4	2	5

FY 2018 Performance Highlights

The Legislature has set a statutory deadline of May 1st for the issuing of decisions in ad valorem assessment appeals. This provides the parties with a final decision *prior* to the next year's assessment being issued. Where most appeals to the Board involve property tax assessments, meeting the May 1st deadline is the Board's primary performance measurement. By policy the Board seeks to decide appeals from State Tax Commission decisions within six months of filing.

There are multiple factors outside the Board's control which affect the disposition of cases. These include the appointment of a balanced, well-qualified 3-member Board, as well as, the number, type, and distribution of a given year's appeals.

Part II – Performance Measures

Performance Measure		FY 2015	FY 2016	FY 2017	FY 2018	FY 2019
Primary Goal						
To timely process and fairly consider each appeal impartially, and to render a just final decision.						
1. Percentage of hearings scheduled, held within 90 days of receipt of perfected appeal	actual	96.88%	93.70%	79.35%	34.94%	-----
	target	100%	100%	100%	100%	100%
2. Percentage of decisions drafted within 90 days of hearing	actual	37.50%	41.60%	17.39%	67.03%	-----
	target	90%	90%	90%	90%	90%
3. Percentage of approval or disapproval of drafted decisions by full Board within 15 days	actual	97.92%	89.29%	79.35%	98.8%	-----
	target	80%	80%	80%	80%	80%
4. Percentage of ad valorem decisions issued within 105 days of hearing	actual	38.54%	51.79%	20.65%	91.97%	-----
	target	100%	100%	100%	100%	100%
5. Percentage of Tax Commission decisions rendered within 180 days of filing	actual	42.86%	83.33%	44.44%	72.72%	-----
	target	100%	100%	100%	100%	100%
6. Percentage of ad valorem decisions rendered by May 1	actual	96.88%	99.12%	100%	100%	-----
	target	100%	100%	100%	100%	100%

Performance Measure Explanatory Notes

The above performance measurements reflect those instances where the Board granted continuances requested by the parties. For instance, the timeliness of hearings measurement for FY 2018 reflects requested continuances granted to a large number of appeals involving multiple taxpayers.

For More Information Contact

Steve Wallace
 Tax Appeals, Board of
 1673 W. Shoreline Drive Ste 120
 PO Box 83720
 Boise, ID 83720-0088
 Phone: (208) 334-3354
 E-mail: steve.wallace@bta.idaho.gov
<http://bta.idaho.gov>

Part I – Agency Profile

Agency Overview

Idaho is facing a crisis: citizens are not entering the STEM (Science, Technology, Engineering, and Mathematics) pipeline at a rate that will meet the current and future workforce needs of Idaho employers to sustain Idaho's economic development and secure future prosperity. Idaho Department of Labor reports that Idaho will fall significantly short in the number of individuals needed to fill projected positions, ranging from construction and service jobs to medical and technology positions. In 2017 alone, approximately 6,000 STEM-related jobs remained unfilled. As a result, Idahoans lost nearly \$355 million in unclaimed personal income and \$20 million went unrealized in state tax revenue. Many of these projected positions involve STEM-related skills and knowledge, and the consequence to our state's economy in lacking this STEM-trained workforce is costly. The Idaho STEM Action Center (STEM AC) functions as an agency whose mission is to engineer and implement lasting solutions to this growing economic crisis. STEM AC defines STEM to be **integrated**, mirroring the real-life practices of STEM professionals. STEM AC also defines STEM **broadly**, encompassing the 184 occupations listed by the Idaho Department of Labor that require STEM skills, including the traditional STEM and Career Technical Education (CTE) disciplines, as well as health care, economics, psychology, and accounting.

Numerous research studies, including those produced by Idaho Business for Education, the Idaho Department of Labor, and the Georgetown Center for Education and the Workforce, demonstrate that more than 60% of the projected jobs by 2020 will require a college degree or certificate beyond a high school diploma. According to a recent CompTIA report, Idaho's technology sector is the second fastest growing in the nation and STEM AC seeks to support this economic segment. STEM AC also supports the recommendations of the Idaho Task Force for Improving Education, the Higher Education Task Force, the Workforce Development Task Force, and the State Board of Education's STEM Strategic Plan, including the state's goal of achieving 60% of Idaho's high school graduates continuing onward to gain a post-secondary degree or certificate. Through collaborative efforts, we will meet the workforce needs of Idaho business and industry.

Because of these coordinated statewide efforts, Idaho will become a STEM business destination. Idaho will have a citizenry that not only recognizes the importance of STEM but also possesses the necessary STEM skills for the workforce. A highly skilled STEM workforce will lead to increased investment and business opportunities throughout Idaho. Educators will be equipped with the necessary STEM skills and tools for engaging students. Students will possess the 21st century skills that employers require: critical thinking, problem solving, collaboration, and innovation. As a result of this multi-tiered approach, Idaho will experience an increase in the number of STEM-focused businesses throughout the state which will translate into an increase in the number of STEM jobs available for Idahoans. Having a citizenry available and prepared to accept existing and future jobs will bolster Idaho's economy, leading to long-term economic prosperity for the state and its citizens.

Core Functions and Idaho Code

STEM AC's legislation (Idaho Code 67-823) focuses on five broad areas: a) student learning and achievement (targeting underrepresented populations); b) student access to STEM, including equity issues; c) teacher professional development and opportunities; d) college and career STEM pathways; and e) industry and workforce needs. Progress in these areas is accomplished by offering grant and professional development opportunities to educators, communities, and students, and by measuring outcomes from these activities. Moreover, many STEM AC projects require evidence of Project-Based Learning (PBL). PBL has been shown to connect classroom learning to real-world experiences by providing students with opportunities to formulate solutions for real-world issues by interacting with professionals.

The legislative intent of the Computer Science (CS) Initiative (Idaho Code 33-1633) is to increase statewide efforts in CS awareness and access from kindergarten through career. These efforts will continue to be driven by the needs of Idaho's industry and will be developed in partnership with industry, the State Board of Education, Career-Technical Education (CTE), the State Department of Education, administrators, educators, and the community as a whole. The goal is to secure industry participation in and funding for the state's CS education initiative.

Another major role for STEM AC is to actively seek engagement from Idaho businesses and industries. This is currently accomplished through sponsorships of student competitions, integration of collaborative industry-educator projects funded via grants and professional development, the creation of a virtual mentorship platform, and through various workforce development initiatives. Finally, the STEM AC Foundation was created to engage more effectively with a broader network of businesses.

Revenue and Expenditures

Revenue	FY 2015	FY 2016	FY 2017	FY 2018
General Fund		547,300	2,420,700	4,489,500
Dedicated		100,000	2,204,578	2,100,300
Total	N/A	647,300	4,625,278	6,589,800
Expenditure	FY 2015	FY 2016	FY 2017	FY 2018
Personnel Costs		183,200	329,335	390,185
Operating Expenditures		312,800	3,266,449	3,603,507
Capital Outlay		62,200	28,477	7,054
Trustee and Benefit Payments		N/A	N/A	2,018,994
Total	N/A	558,200	3,624,261	6,019,740

Profile of Cases Managed and/or Key Services Provided

Cases Managed and/or Key Services Provided	FY 2015	FY 2016	FY 2017	FY 2018
Student interactions through competitions, camps and classroom grants	N/A	10,428 student interactions	204,000 student interactions	406,239 student interactions
Educator interactions through professional development and grants	N/A	1,200 educator interactions	4,800 educator interactions	12,633 educator interactions
Community STEM Events hosted throughout Idaho	N/A	45 STEM events were hosted	140 STEM/CS/Career community events were hosted	143 STEM/CS/Career community events were hosted

Part II – Performance Measures

Performance Measure		FY 2015	FY 2016	FY 2017	FY 2018	FY 2019
Goal 1: Coordinate and facilitate implementation of high-quality STEM programs throughout Idaho						
1. Number of student interactions from STEM AC opportunities	actual	N/A	10,428	204,000	406,239	-----
	target	N/A	N/A	25,000	204,000	406,239
2. Number of educator interactions from STEM AC opportunities	actual	N/A	1,200	4,800	12,633	-----
	target	N/A	N/A	5,000	5,000	12,633
3. Total number of grant opportunities offered	actual	N/A	3	12	35	-----
	target	N/A	N/A	7	12	35
4. Percentage of applicants receiving funding via competitive opportunities	actual	N/A	22%	70%	67%	-----
	target	N/A	N/A	30%	70%	70%

Performance Measure		FY 2015	FY 2016	FY 2017	FY 2018	FY 2019
Goal 2: Align STEM education and workforce needs throughout Idaho						
5. Value of industry contributions, grants, and donations to STEM AC (as cash, cash equivalent, and in-kind)	actual	N/A	\$72,000 cash, in-kind was not tracked in FY16	\$205,000 cash + \$662,000 in cash equivalent and in-kind donations	\$736,928 cash + \$1,742,217 in cash equivalent and in-kind donations	-----
	target	N/A	N/A	Increase contributions until \$500,000 is reached annually by FY20	\$300,000 cash + \$750,000 cash equivalent and in-kind contributions	\$1M cash + \$1.7M in-kind and cash equivalent
6. Number of opportunities for workforce engagements in high-demand fields	actual	N/A	0	1	32	-----
	target	N/A	N/A	Target will be set after the FY17 baseline data is collected and analyzed	2	40
7. Number of mentors and students involved in STEM AC's virtual, project-based mentorship platform	actual	N/A	0	0	60 mentors and 50 educators utilized the portal in FY18 (March-June)	-----
	target	N/A	N/A	IDLA constructed the Mentorship Platform during FY17	The Mentorship Platform launched in March 2018	500 educators and mentors will utilize the portal
Goal 3: Increase awareness of STEM throughout Idaho						
8. Number of monthly communication efforts	actual	N/A	4 newsletters reached 1,500 subscribers	10 newsletters reached 4,300 subscribers	10 newsletters reached 4,768 subscribers STEM AC has nearly 1,600 Facebook followers in addition to Twitter and SnapChat	-----
	target	N/A	N/A	10 newsletters reaching 2,000 subscribers	10 newsletters will reach 6,000 subscribers by 2021	10 newsletters will reach 6,000 subscribers by 2021; continued increase in social media presence
9. Number of grants and	actual	N/A	3 grants	3 grants	100% of	-----

Performance Measure		FY 2015	FY 2016	FY 2017	FY 2018	FY 2019
professional development (PD) opportunities which target traditionally underrepresented populations			and 1 PD were offered	and 2 PDs were supported in both STEM and CS (10 total)	STEM AC opportunities (35 grants and 78 PDs) now include requirements to indicate how traditionally under-represented populations are supported.	
	<i>target</i>	N/A	N/A	<i>Support at least three grants and two PDs in both STEM and CS by FY20</i>	<i>Continue to support at least 3 grants and 2 PDs in both CS and STEM</i>	<i>100% of STEM AC opportunities will continue to require support for under-represented populations in STEM</i>

Performance Measure Explanatory Notes

STEM AC received no significant increase in general fund operating expenses for FY18. However, due to industry contributions, better data collection methods, and the establishment of the STEM AC Foundation, it was anticipated that changes in numbers impacted would increase accordingly. Project and program support will shift as successful programs are scaled. Based on the number of performance measures that were met with significant results, STEM AC is succeeding in accomplishing its mission to ensure equitable STEM opportunities for all Idahoans and to support the development of Idaho’s STEM-competitive 21st century workforce.

For More Information, Contact:

Contact Name: Angela Hemingway
 Title/Position: Executive Director
 State Agency: Idaho STEM Action Center
 Address: 802 W. Bannock St., Suite 900
 Boise, ID 83702
 Phone: (208) 332-1726
 E-mail: Angela.Hemingway@STEM.idaho.gov

TAB #8 DHW – MEDICAID FORECASTING METHODOLOGY

Staff: Dept. of Health and Welfare

Date: October 9, 2019

Subject: Medicaid Forecasting Methodology

This agenda item provides an overview of the Medicaid forecasting methodology used by the Idaho Department of Health and Welfare. Each month a report is produced by the Department of Health and Welfare (DHW) that shows expenditures and estimated expenditures for Medicaid trustee and benefit payments. This data is then provided to Legislative Services Office (LSO), and the Division of Financial Management (DFM) to discuss potential shortfalls or excess in the Medicaid appropriation and identify potential solutions. The monthly report is required through language added to the Division of Medicaid's appropriation bill.

Medicaid uses a combination of statistical tools for trustee and benefit payment calculations but rely mostly on linear regression and double exponential methods. On average, the forecast variance has been about 2% or less each year, which means about \$58 million all funds or \$17 million from the General Fund. The departments goal is to continually improve its forecasting capability and communicate about forecast expectations more clearly. The Medicaid trustee and benefit payments original appropriation for FY 2020 is \$2,750,985,100 from all funds and \$671,847,000 from the General Fund.

Medicaid Budget Forecasting

Prediction is very difficult, especially about the future.
- Niels Bohr

Forecasts are a useful tool

Forecasting has inherent challenges:

- Data Quality
- Resources
- Changes to the environment
- Communicating effectively to users
- Assume the past predicts the future



Past approach

- Payments as input
- Linear regression model
- Events driving change must be handled outside the model
- Reasonable accuracy in spite of these challenges: within <2% last year
- Unfortunately, $\$2.83\text{B} * 2\% = \58M , or roughly $\$17\text{M}$ GF



Today's Approach

New team, new tactics

- Statisticians with data and analytics expertise
- Connection with other state financial offices through the National Association of Medicaid Directors (NAMD)
- Better connections across divisions
- Multiple models

Different environment

- Managed care
- Better stability for hospital payments
- More proactive approach to provider rates

Better modeling – multiple methods

All models are wrong, but some are useful.

- George Box



Going Forward

Goals:

- Better communication
- Improved models
- Realism about limitations and accuracy
- 1.5% of 2.83B is still \$42M total funds, ~\$13M general funds



Thank you

Matt Wimmer
Administrator
Division of Medicaid
Idaho Department of Health and Welfare
matt.wimmer@dhw.idaho.gov
(208) 364-1804



TAB #9 DHW – NON-EMERGENCY MEDICAL TRANSPORTATION

Staff: Dept. of Health and Welfare

Date: October 9, 2019

Subject: Non-Emergency Medical Transportation

This agenda item includes an overview of the current contract with MTM for Non-Emergency Medical Transportation Services (NEMT), the added funding that was appropriated for FY 2020, and the department's request for new funding for NEMT services in the FY 2021 budget request. Through a line item enhancement, the Legislature appropriated \$7,973,300 from all funds to provide a rate increase to NEMT providers and to account for the contractual operating rate with MTM. During the session, DHW, Legislators, and MTM met several times to discuss the request for the additional funding. During these meetings, DHW said that they would continue to work with MTM to find ways to improve the contract and improve services. Also during these meetings, MTM indicated that the current methodology for reimbursement impacted their ability to earn a profit or at a minimum breakeven, but they were willing to work with the state for contract changes. MTM anticipated some relief from the new funding and indicated they did not intend to terminate the contract.

After session, DHW, staff from the Governor's office, staff from LSO, and various legislators met to discuss the NEMT program and future contract with MTM, as MTM changed their position and said they would quit the contract if they didn't receive additional funding from the state because of declining revenues and increasing payments to providers. DHW was able to identify some onetime funding that could be used to pay MTM until a new RFP could be drafted and issued. Also during these meetings, the group felt that the study being conducted by the Office of Performance Evaluations should be fast-tracked and the chairs of the Joint Legislative Oversight Committee (JLOC) were notified of the urgency and it was agreed OPE would make this study a top priority. On October 2, JLOC released a management letter on the NEMT Program and the department's response to the letter. JLOC however, did not meet to discuss the letter, rather the letter was approved for release via a vote through email. A copy of OPE's letter and the department's response can be found online on OPE's webpage: <https://legislature.idaho.gov/ope/>.

In its FY 2021 budget request, DHW is requesting \$2.7 million from all funds for NEMT services. In the budget request the department reports that the RFP will yield significantly higher costs than what is currently appropriated for the NEMT program. In FY 2019, expenditures for NEMT related services were just under \$23 million from all funds.

TAB #10 DHW – HEALTH CARE PAYMENT REFORM

Staff: Dept. of Health and Welfare
Date: October 9, 2019
Subject: Health Care Payment Reform

This agenda item was included to get information from the Department of Health and Welfare (DHW) on funding they received for FY 2020 that was intended to change the way health care is funded. The Legislature appropriated 2.00 FTP and \$625,800 all funds and included \$139,300 from the General Fund. The other fund sources were for donations and non-state contributions from private sector companies and from federal grants; to date a \$25,000 grant was received from the Blue Cross of Idaho Foundation, \$100,000 per year from the Federal Office of Rural Health Policy is being leveraged to align with value-based healthcare efforts, and CMS funds were recently approved to support telehealth planning efforts (\$100,000 requested, final amount pending CMS decision).

During the 2019 Legislative Session, JFAC members met with DHW on numerous occasions to understand how the department was going to change health care payment from a fee-for-service to a value-based payment model. DHW staff indicated that within a month or two they would have a plan in place, however, during the Spring JFAC Tour in McCall, no plan was developed. Section 10 of S1199 (appropriation bill for the program) required the program to submit a report to the Legislative Services Office on the status of the development and implementation of a plan with defined goals, outcomes, and measurable results to reform health care payments, support the Healthcare Transformation Council of Idaho, and identify how the program will receive financial support from non-state sources. The report was to be submitted no later than October 1, 2019. The report was provided on time and emailed to all JFAC members on October 2, 2019.

The presentation on the JFAC tour is to discuss the plan on how health care payment reform will occur and changes in how the oversight of the Healthcare Policy Initiative will work.



Integrity
 Dependability
 Accountability
 Humility
 Open to Change & Innovation

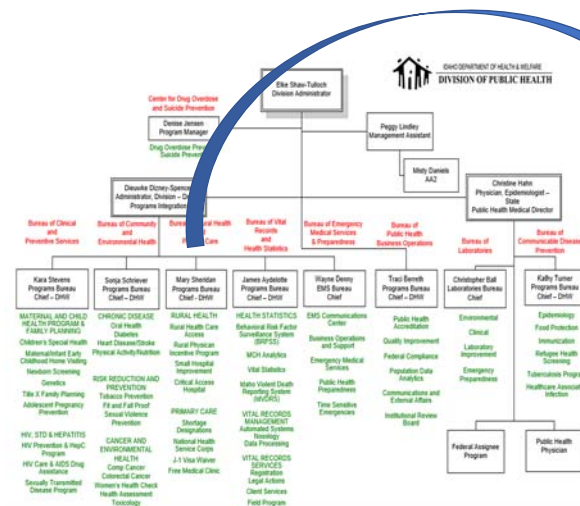
Idaho Department of Health and Welfare Division of Public Health Healthcare Policy Initiatives

Joint Finance & Appropriation Committee

October 9, 2019



Idaho Division of Public Health Bureau of Rural Health & Primary Care



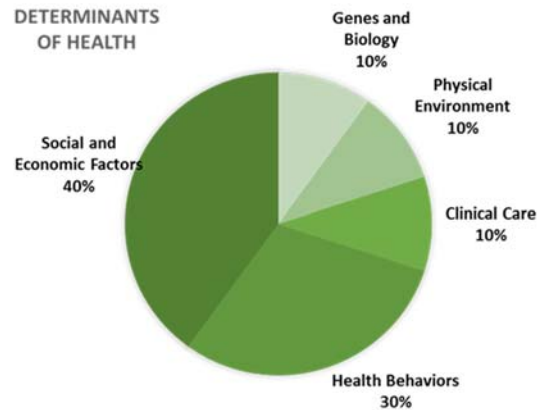
What they do:

- Rural Physician Incentive Program (\$640,000/yr)
- State Loan Repayment Program (including behavioral health practitioners)
- Idaho J-1 Visa Waiver Program
- Critical Access Hospital Program
- Health Professional Shortage Areas
- Rural Health Clinic Registration
- Rural Health Care Workforce Recruitment and Support
- **NEW: Healthcare Policy Initiatives**



Health Matters

Over 50% of healthcare spending is related to chronic disease – most of which is preventable.



Value-Based Care: What is it and what are the benefits?

Healthcare delivery model in which providers, including hospitals, clinics and physicians, are paid based on patient health outcomes.

Value-Based Health Care Benefits

PATIENTS	PROVIDERS	PAYERS	SUPPLIERS	SOCIETY
Lower Costs & better outcomes	Higher Patient Satisfaction Rates & Better Care Efficiencies	Stronger Cost Controls & Reduced Risks	Alignment of Prices with Patient Outcomes	Reduced Healthcare Spending & Better Overall Health

State Healthcare Innovation Plan (SHIP): What did we accomplish?



- Large investments in system change
- Primary care practices to patient centered medical homes
 - Changed providers business practices
 - Put patient at the center
- Idaho Health Data Exchange capacity & connectivity
- Significant collaboration and strategy across diverse partners
 - Partner commitments to work together and plan for the future
 - Unified vision and innovative solutions



SHIP: What did we learn?

There is a LOT more to do!


- Rural and frontier impacts on service delivery & availability
- Myriad requirements for healthcare providers to manage
- Limited understanding about value-based care and its impact on future viability
- Data interoperability and connectivity issues in rural areas
 - Poses challenges to managing population health
- Healthcare is moving to value-based care
 - Neutral convener necessary to keep alignment



What is next?

Meeting the Triple Aim:

- Improved patient experience of care (quality & satisfaction)
- Improve the health of populations
- Reduce healthcare costs



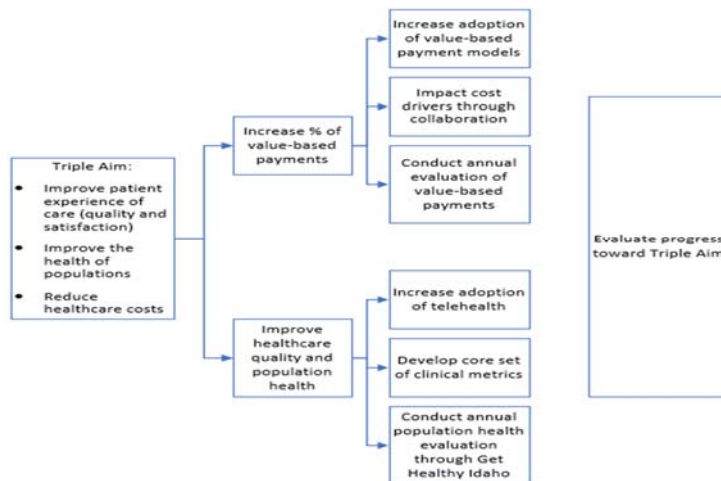
Operational Plan

Idaho Department of Health and Welfare
Division of Public Health
Office of Healthcare Policy Initiatives



Elise Olson-Talbot, MEd, Administrator
Division of Public Health
Idaho Department of Health and Welfare
Email: Elise.Olson-Talbot@idaho.gov
DPH@idaho.gov

Page | 1



Initiative: Identifying & Impacting Cost Drivers

Goal 1: Increase the percentage of value-based payments in Idaho to 50% by June 2023.

Objective 1: Identify and prioritize cost drivers that can be improved through collaboration between payers and/or providers and implement strategies for reducing costs. Working collaboratively with more transparent sharing of information can result in lower-cost markets.



Initiative: Increase Adoption of Value-Based Payment Models

Goal 1: Increase the percentage of value-based payments in Idaho to 50% by June 2023.

Objective 2: Increase adoption of value-based payments models. Value-based healthcare is a healthcare delivery model in which providers, including hospitals and physicians, are paid based on patient health outcomes. Under value-based care agreements, providers are rewarded for helping patients improve their health, reduce the effects and incidence of chronic disease, and live healthier lives in an evidence-based way.



Initiative: Increase Telehealth Adoption

Goal 2: Improve healthcare quality, access, and the health of Idahoans.

Objective 1: Identify the barriers to telehealth program expansion in Idaho and develop solutions to increase adoption and utilization. Telehealth services increase healthcare access and provide a cost-effective delivery strategy in value-based systems.



Initiative: Quality Metric Alignment

Goal 2: Improve healthcare quality, access, and the health of Idahoans.

Objective 2: Develop a core set of clinical quality metrics payers will agree to adopt and implement. Aligning quality metrics increases efficiency, lowers costs, reduces burden for clinicians, and improves health outcomes.



Importance & Power of Partnerships

- This is about state public/private partnerships
- HTCI is key stakeholder of many to accomplish operational plan
 - Telehealth Task Force
 - Payer Provider Workgroup
 - Contractors
 - Committed & invested partners making in-kind investments
- DHW necessary neutral convener
- Alignment with other work
 - Medicaid value-care efforts – only a small percent of covered lives
 - DHW strategic plan
 - Get Healthy Idaho: Building Healthy & Resilient Communities



Our End Game:



The transition from fee-for-service to fee-for-value has been embraced as the best method for lowering healthcare costs while increasing quality care and helping people lead healthier lives.

NEJM Catalyst (catalyst.nejm.org)



TAB #11 DHW – CHILD WELFARE REFORM DATA PROJECT

Staff: Dept. of Health and Welfare

Date: October 9, 2019

Subject: Child Welfare Reform Data Project

This agenda item includes a presentation by the Department of Health and Welfare (DHW) on the status of replacing the case management IT system for Child Welfare.

To ensure that the process was sound and feasible, the Legislature appropriated funding to LSO to hire an outside consultant to evaluate any or all IT projects being requested by agencies. The child welfare IT system was a top priority for review. The consultants believed the project was feasible, but felt the project should be monitored for timeliness, costs, and functionality.

In 2017, the Legislature appropriated \$260,000 for DHW to analyze its options for replacing the IT system. In 2018, the Legislature appropriated \$1,026,700 to procure contracted resources that will eventually lead project efforts, continue to analyze current and proposed business processes, and cover the department's indirect rates. In 2019, the Legislature appropriated \$7.8 million all funds, for the first year (of three) for continued contract work of refining business processes for social workers and transitioning from the internally managed case management system (iCare) to a new software as a service based-system, Microsoft Dynamics. This resulted in a contract with Change and Innovation Agency LLC for business process design and a contract with Deloitte Consulting LLP to implement the Microsoft Dynamics software system. For FY 2020, given concerns for the project, the Legislature appropriated \$8,628,000 or 75% of the department's request. The intent was the department would provide an update during the Fall JFAC Interim Tour on the system replacement and why funding should be provided for the entire project. For the upcoming session, the department is requesting the remaining 25% of their request (\$2,876,000) for FY 2020, and for FY 2021, the department is requesting the final \$10,696,000 from all funds.



DEPARTMENT OF HEALTH & HUMAN SERVICES

ADMINISTRATION FOR CHILDREN AND FAMILIES
Administration on Children, Youth and Families
330 C Street, S.W.
Washington, D.C. 20201

September 19, 2019

Mr. Dave Jeppesen
Director
Department of Health and Welfare
450 W. State Street, 10th Floor
P.O. Box 83720
Boise, Idaho 83720-0026

Dear Mr. Jeppesen:

The purpose of this letter is to summarize the Children's Bureau (CB) May 14 – 15, 2019 technical assistance site visit to review the Ensuring Safety and Permanency in Idaho (ESPI) project. The site visit focused on identifying and addressing opportunities, challenges, and risks as Idaho continues the development of ESPI as a Comprehensive Child Welfare Information System (CCWIS) compliant system.

During the visit, the ESPI project shared the child welfare program's vision, mission and goals. Project members provided detailed briefings on the project's organization, project plan and schedule. The briefings also covered business and technical architecture topics including the state's platform approach, the process followed to select a cloud solution, security, and conversion of legacy data. To assist Idaho in developing ESPI as a CCWIS compliant system, the site visit team discussed CCWIS requirements related to system design, mandatory and optional data exchanges, and approaches to integrating the work of child welfare contributing agencies (CWCAs) into ESPI. The site visit team observed state and vendor teams collaborating in a CCWIS design session and saw the outcome of earlier design sessions in a demonstration of the new intake module. Other sessions addressed the CCWIS budget and Advance Planning Documents (APDs) submitted to CB for review and approval.

At your request, the site visit team met with you to share feedback. We appreciate the time you spent with our team. As you know, CCWIS promotes data sharing with related health and human service programs to improve collaboration and support the delivery of comprehensive and appropriate services. We have observed in other projects that successful inter-agency collaboration requires clear direction and strong support from leadership, such as you voiced during our meeting. With your continued support, ESPI will provide improved outcomes for Idaho's vulnerable children, youth, and families.

We also wish to thank the project team, and other state and vendor staffs for the assistance in coordinating and conducting the site visit. Your staff prepared presentations, answered questions, conducted demonstrations, provided detailed documentation, and arranged interviews. Miren Unsworth, Greg Kunz, Marc Gunning, Chris Jenson, and Rick Moran in particular shared

the project’s vision, strategy, approach, and clarified our understanding of Idaho’s plans for implementing ESPI as a CCWIS compliant system. Your project team arranged an informative and productive site visit.

The following is a summary of the site visit team’s observations.

The ESPI project focuses on Family and Community Services’ needs and goals. Although the project includes experts in project management, information technology and the child welfare program, the child welfare program staff set the project priorities. These priorities are key decision criteria for evaluating technical solutions, vendor suggestions, and scheduling work. This approach ensures that the program’s needs and priorities guide the project. Examples of program priorities shaping the project include the following:

- The project instituted a policy of comparing each module of the vendor’s transfer system to program requirements to determine what, if any, changes are required. This helps ensure that the new system aligns with the Idaho child welfare program.
- The project organized the schedule to accommodate the program’s needs by implementing or enhancing high-priority data exchanges early in the schedule, including exchanges with education, courts, juvenile justice and law enforcement. This will provide workers with data deemed critical to effectively serving children and families as soon as possible.

The project is successfully managing significant, interrelated changes. The ESPI project team seems to be successfully managing three complex interrelated domains as it implements the new system: 1) reengineering child welfare business processes; 2) developing ESPI as a CCWIS compliant system; and 3) implementing changes to the IT infrastructure, including moving to the cloud, transitioning to new platforms, and learning new development tools. Idaho staff understand the risks of managing these multiple changes. During the site visit, the project team outlined the risks, explained their risk management strategies, and shared documentation demonstrating how they monitored and mitigated risk. This active oversight should help the project meet the business needs of the department while controlling costs.

The project has established disciplined processes to procure services, manage scope, and control costs, for example -

- While the project recognizes that software customization of the vendor-provided system is required, extensive customization could divert resources from other tasks and deliverables. To address this issue, the project established a 20% customization limit. The project manages these costs by: 1) carefully analyzing each vendor module to determine if it supports Idaho child welfare practice; 2) requiring that a change-control board review all proposed customizations and; 3) tracking the customization activities and costs of each module to keep changes within the 20% limit. The project has achieved success with this approach. As reported during the site visit, the project has kept customization of early ESPI modules below 20%, thereby reserving funds for unexpected changes in later modules.
- The project benefits from team members’ long experience with Agile development techniques. This experience has guided the development of procurements that permit the

flexibility that is key to a successful Agile development, while containing costs with clearly defined requirements.

- The project team evaluates, modifies, and adopts vendor development processes and management procedures to meet the state’s needs. This allows the project to transfer the vendor’s expertise and experience to benefit both the current ESPI development methodology and future Idaho projects.
- The project recognized the fundamental impact upon IT cost models, infrastructure, security, and operations that a move to cloud services entails. Before finalizing its implementation decision, the state investigated all aspects of such a move including the advantages for the state, different service and deployment models of the state, and procurements and contracts. The project provided the site visit team with a summary of the factors contributing to the state’s go-forward decision. The project’s careful, analytical approach reduced risks and clarified the benefits the state anticipates from this move.

The project team proactively works to mitigate identified risks, for example -

- The project team described anticipated challenges and shared their plans for addressing risks. Idaho’s long-term strategy to operate the ESPI cost-effectively includes a plan to transition vendor responsibilities and expertise to state staff. However, the state learned from earlier projects the challenges of transferring knowledge, skills, and expertise from vendor to state staff. Therefore, the state is modifying its approach and instituting an apprenticeship program to ensure that state staff, in addition to learning from training manuals and shadowing experienced vendor staff, receive detailed hands-on training and are accountable for learning their newly assigned roles.

The project is addressing areas of potential CCWIS non-compliance identified during the site visit, for example -

- Project staff understand that, in order for ESPI to be CCWIS compliant, child welfare contributing agencies (CWCAs) must use ESPI for all child welfare related tasks or there must be a bi-directional data exchange between ESPI and the CWCA information systems. The project team reported that all but one CWCA currently use the state system. The state plans to require the one CWCA which uses another system to establish a bi-directional data exchange with the CWCA system, pursuant to 45 CFR 1355.52(e)(1)(ii).
- The project team also appreciates that, in order to meet CCWIS efficiency requirements, the system must be easy for workers to use. Therefore, the project has a process to gather feedback on new modules to determine if, based on user feedback, ESPI requires modifications.

Overall, we found a well-organized and focused project team with active and ongoing involvement with the child welfare program staff resulting in a project that is on time and on budget.

We appreciate the state's cooperative approach to working with this office and look forward to working with you as Idaho continues to develop ESPI as a CCWIS compliant system. We also appreciate the project's willingness to assist other states, such as Greg Kunz volunteering to serve on CB's national Child Welfare Technical Working Group (CWTWG).

Please let us know how we can be of assistance. Should you have any questions regarding this letter, please contact Mr. Terry Watt, Director, Division of State Systems, at (202) 690-8177.

Sincerely,

A handwritten signature in cursive script, appearing to read "Jerry Milner".

Jerry Milner
Associate Commissioner
Children's Bureau

Reference: ID_Site_Visit_2019_DSS

cc: Paula Bentz, Regional Program Manager, Region X/ACF
Margaret Harrell, Grants Management Officer, Region X/ACF
Jennifer Zanella, Program Specialist, Region X/ACF

TAB #12 IDAHO DEPARTMENT OF LABOR AND WORKFORCE DEVELOPMENT COUNCIL – NEW SERVICE MODEL / LOCAL OFFICE CLOSURES

Staff: Jani Revier, Director, Idaho Department of Labor and Wendi Secrist, Executive Director, Workforce Development Council

Date: October 9, 2019

Subject: New Service Model and Local Office Closures

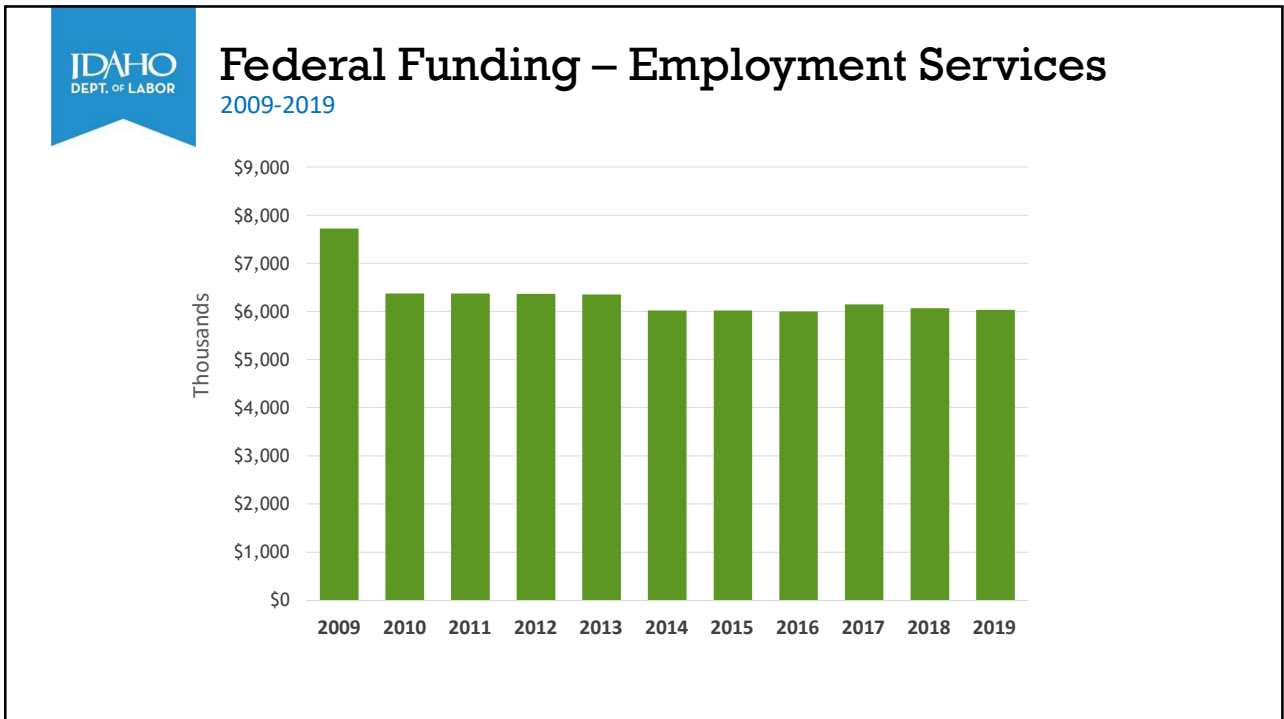
This agenda item includes an update and overview of the new service model for local office employment services provided by the Idaho Department of Labor. Prior to July of 2019, Idaho Labor operated 25 American Job Centers (AJCs), otherwise known as local offices. Then on July 8, Director Revier announced 14 rural local offices would be closed over the course of the following three months in an effort to provide better service to rural Idahoans in a more convenient way. Conceptually the new service model has staff traveling to outlying communities rather than people from those communities coming into one of the local offices. This memo will provide information on the services currently provided by AJCs, how they are funded, and who has oversight.

AJCs provide an integrated array of high-quality services so that workers, job seekers, and businesses can conveniently find the help they need under one roof in easy to reach locations. AJCs are designed to help businesses find qualified workers and help job seekers obtain employment and training services to enhance their careers. Additionally, in Idaho offices, applicants can access computers, internet, and telephones to file for Unemployment Insurance benefits.

Funding for AJCs in Idaho primarily come from two federal programs; Wagner Peyser Act and Workforce Innovation and Opportunity Act. The Wagner-Peyser Act of 1933 established a nationwide system of public employment offices known as the Employment Service which provides labor exchange services including but not limited to job search assistance, job referral, and placement assistance for job seekers, re-employment services to unemployment insurance claimants, and recruitment services to employers with job openings. The federal Workforce Innovation and Opportunity Act (WIOA) provides workforce development activities through statewide and local organizations. Available workforce development activities provided in local communities can benefit job seekers, laid off workers, youth, incumbent workers, and new entrants to the workforce, veterans, persons with disabilities, and employers.

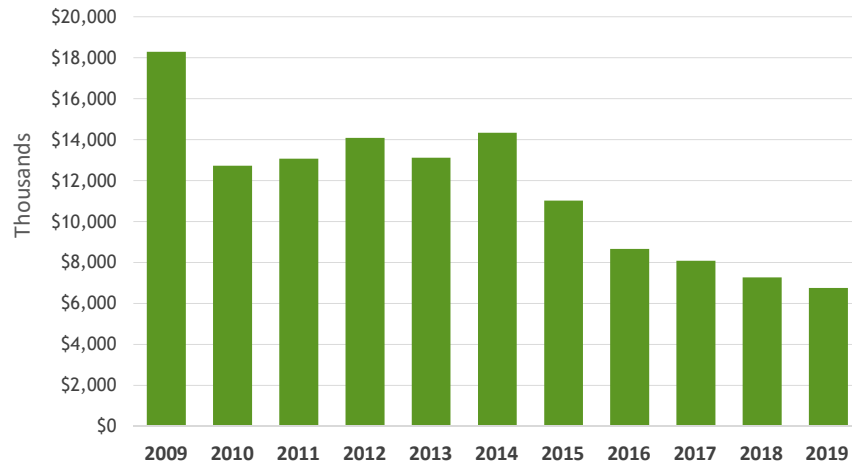
The Workforce Development Council provides oversight of WIOA and the workforce development system in Idaho. Ultimately, the council directs policy and awards funding for several WIOA programs. In August of 2017, US Department of Labor determined the procurement process previously used to award the One-Stop Operator award to Idaho Labor was not sufficient and should be re-bid through a competitive process. The Council will also need to procure for the Adult Worker and Dislocated Worker programs in FY 2021. Because the One-Stop Operator, Adult, and Dislocated Worker programs of WIOA funds make up a portion of funding for AJCs, Director Revier is looking to make Idaho Labor more competitive for all WIOA funding by implementing a new service model.

For this section, Ms. Revier will provide an overview of the new service model and office closures while Ms. Secrist will provide an overview of the Workforce Development Councils oversight role for WIOA funding and policies.



Federal Funding – WIOA

2009-2019

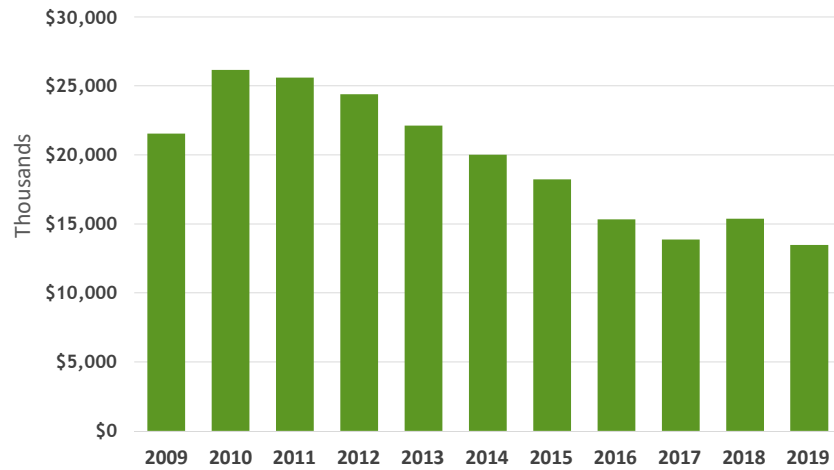


Other Federal Grants

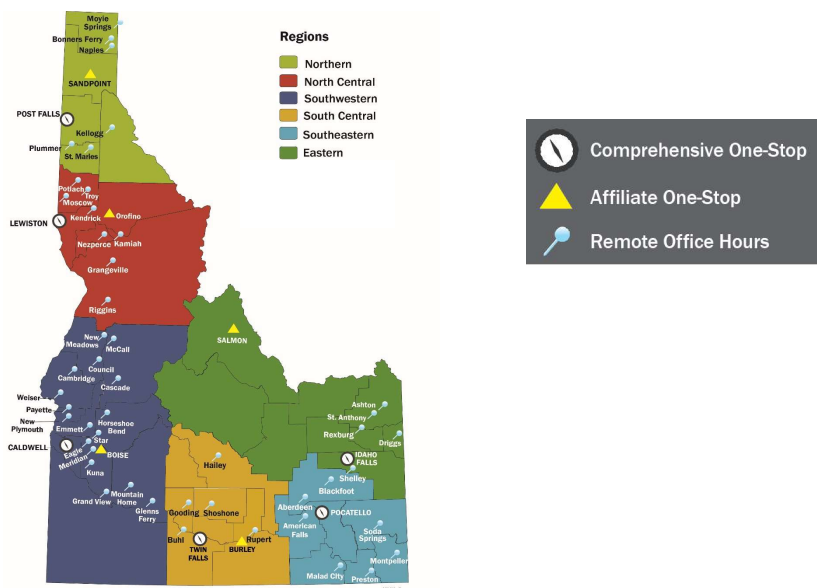
- Reemployment Services and Eligibility Assessment - RESEA
- Trade Act Assistance - TAA
- Veterans Programs

Federal Funding – UI Administration

2009-2019



Local Office, Remote Locations





Finding Labor

- Posting locations, hours, contact information on website directory
- Sharing outreach materials
- Meeting with community members, organizations
- Sending news releases

To come:

Social media, radio, billboards, direct mail

The screenshot shows the Idaho Department of Labor website. At the top, there's a navigation bar with links like HOME, ABOUT US, JOB SEEKERS, BUSINESSES, CAREER INFO, WAGES & STATS, CALENDAR, NEWS, and SEARCH. Below this is the 'Local Office Directory' section, which lists office locations and schedules for Grangeville, Riggs, and Kamiah. A 'Grangeville Area Mobile Office Schedule' table is visible, showing days of the week and office hours for each location. Below the directory is a news release titled 'Idaho Department of Labor Releases Grangeville Area Service Plan'. The news release includes contact information for Darlene Camargo and a list of services provided at the mobile offices, such as job search assistance, resume writing, and job training referrals.



Remote Offices

Ready



Set



Go



Operational Improvements



- Cross-training
- Paperless - Protect PII
- Standardized Processes
- Access to programs for all Idahoans


Driving Factors for New Service Model

- Decline in federal funding – 47% over past decade
- Americans with Disabilities Act – Cost of meeting new requirements
- Rebidding for Workforce Innovation and Opportunity Act (WIOA) grant - Funds more than half of our services to local communities

Bringing Services to the Customers

“The government finally did something right!”

- Comment from Michelle, store owner in Riggins, on the idea that now customers can travel to locations closer to where they live, saving people in her community drive time/cost.



Dedicated Employees





Questions?



Fact Sheet: Governance and Leadership

The Workforce Innovation and Opportunity Act (WIOA), signed into law on July 22, 2014, is the first legislative reform of the public workforce system in 15 years. The law supersedes the Workforce Investment Act of 1998 and amends the Adult Education and Family Literacy Act, the Wagner-Peyser Act, and the Rehabilitation Act of 1973.

WIOA presents an extraordinary opportunity to improve job and career options for our nation's workers and jobseekers through an integrated, job-driven public workforce system that links diverse talent to businesses. It supports the development of strong, vibrant regional economies where businesses thrive and people want to live and work.

WIOA retains the nationwide system of one-stop centers, which directly provide an array of employment services and connect customers to work-related training and education. WIOA furthers a high quality one-stop center system by continuing to align investments in workforce, education, and economic development. The new law places greater emphasis on one-stops achieving results for jobseekers, workers, and businesses. WIOA reinforces the partnerships and strategies necessary for one-stops to provide job seekers and workers with high-quality career services, education and training, and supportive services they need to get good jobs and stay employed, and to help businesses find skilled workers and access other supports, including education and training for their current workforce.

HIGHLIGHTS OF THE WIOA REFORMS FOR GOVERNANCE

WIOA seeks to improve the effectiveness of and streamline the governing structures of the public workforce investment system, empower elected officials and workforce boards, establish structures for working regionally aligned with regional economies, and engage the key stakeholders needed to lead the system to achieve the goals of WIOA.

WIOA empowers State and Local elected officials and private sector-led workforce boards with the responsibility of developing a strategic, integrated plan that supports economic growth and labor force needs intended to grow the capacity and performance of the workforce system. WIOA authorizes the following changes:

- Streamlines membership requirements for State and Local workforce boards while maintaining a majority of business representation
- Requires certification and continuous improvement of one-stop centers by the Chief Elected Officials and the workforce boards

WIOA PROGRAMS

WIOA authorizes the one-stop career center (also known as American Job Center) service delivery system and six core programs. The core programs are:

- WIOA Title I (Adult, Dislocated Worker and Youth formula programs) administered by Department of Labor (DOL);
- Adult Education and Literacy Act programs administered by the Department of Education (DoED);
- Wagner-Peyser Act employment services administered by DOL; and
- Rehabilitation Act Title I programs administered by DoED.

WIOA also authorizes the Job Corps program, the YouthBuild program, Native American programs, and Migrant and Seasonal Farmworker programs, as well as evaluation and multistate projects.

The law supersedes the Workforce Investment Act of 1998 and amends the Adult Education and Family Literacy Act, the Wagner-Peyser Act, and the Rehabilitation Act of 1973.



The Workforce Innovation and Opportunity Act

- Adds Vocational Rehabilitation, Adult Education, and Registered Apprenticeship as required board members and increases the voice of labor on the board
- Identifies 13 functions for Local workforce boards. Among them are:
 - Analyses of regional conditions;
 - Leading efforts to engage employers;
 - Leading efforts to develop and implement career pathways;
 - Identifying and promoting proven and promising practices;
 - Establishing standing committees to more effectively accomplish the work of the local boards;
 - Better utilizing technology to facilitate connections among the intake and case management information systems of one-stop partners, to access services provided through the one-stop system (including remote areas), to meet the needs of individuals with barriers to employment, and to leverage resources and capacity;
 - Promoting consumer choice of participants among providers;
 - Enhancing coordination with education providers; and
 - Assessing the physical and programmatic accessibility of one-stop centers annually in accordance with applicable nondiscrimination provisions under Title I of the WIOA and the Americans with Disabilities Act.
- Identifies 12 functions for State workforce boards. Among them are:
 - Review of statewide policies and programs and development of recommendations on actions state should take to align core and other programs in a manner that supports a comprehensive system, including the review and provision of comments on state plans for activities and non-core programs of one-stop partners.
 - Development of guidance for the implementation and continuous improvement of the workforce development system (addressing alignment, career pathways, sector partnerships, coordination between states and local areas, identification of regions, technical assistance, case management information systems)
 - Identification and dissemination of best practices
 - Development and review of statewide policies affecting the coordinated provision of services through the one-stops
 - Development of strategies for technological improvements
 - Development of statewide workforce and labor market information systems

EFFECTIVE DATES FOR IMPLEMENTATION AND TECHNICAL ASSISTANCE

In general, WIOA takes effect on July 1, 2015; however, the planning requirements common indicators of performance take effect on July 1, 2016 and other exceptions specifically noted in the law.

DOL is working in coordination with the Department of Education and the Department of Health and Human Services to support the public workforce system to implement WIOA. The DOL WIOA Resource Page (www.doleta.gov/WIOA) will include updated guidance and resources, as well as communicate opportunities to provide input. The WIOA Collection Page (wioa.workforce3one.org) provides links to technical assistance tools and information to support implementation. Questions regarding WIOA can be emailed to DOL.WIOA@dol.gov.



TAB #13 – BUDGET HEARING PACKET REVIEW

LSO Staff: Keith Bybee, Robyn Lockett, Janet Jessup
Date: 9 October 2019
Subject: Budget Hearing Packets

Breakout Session Objective

This session is designed to review the contents of the budget hearing packets used during the agency budget hearings. This will help to ensure members know what each document contains and how that information may be useful in their decision making.

Contents of the Hearing Packets

There are four general sections of each budget hearing packet that includes:

1. Organizational Chart by budgeted program, and positions, including division leadership, listed;
2. Previous Year Variance Report and Actual Expenditures;
3. Current Year Appropriation, including Line Items implementation, legislative language, and audit findings; and
4. Budget Request for the Following Year.

We will review each section and identify basic and detailed ways to use this information to better understand the state agency budget requests.

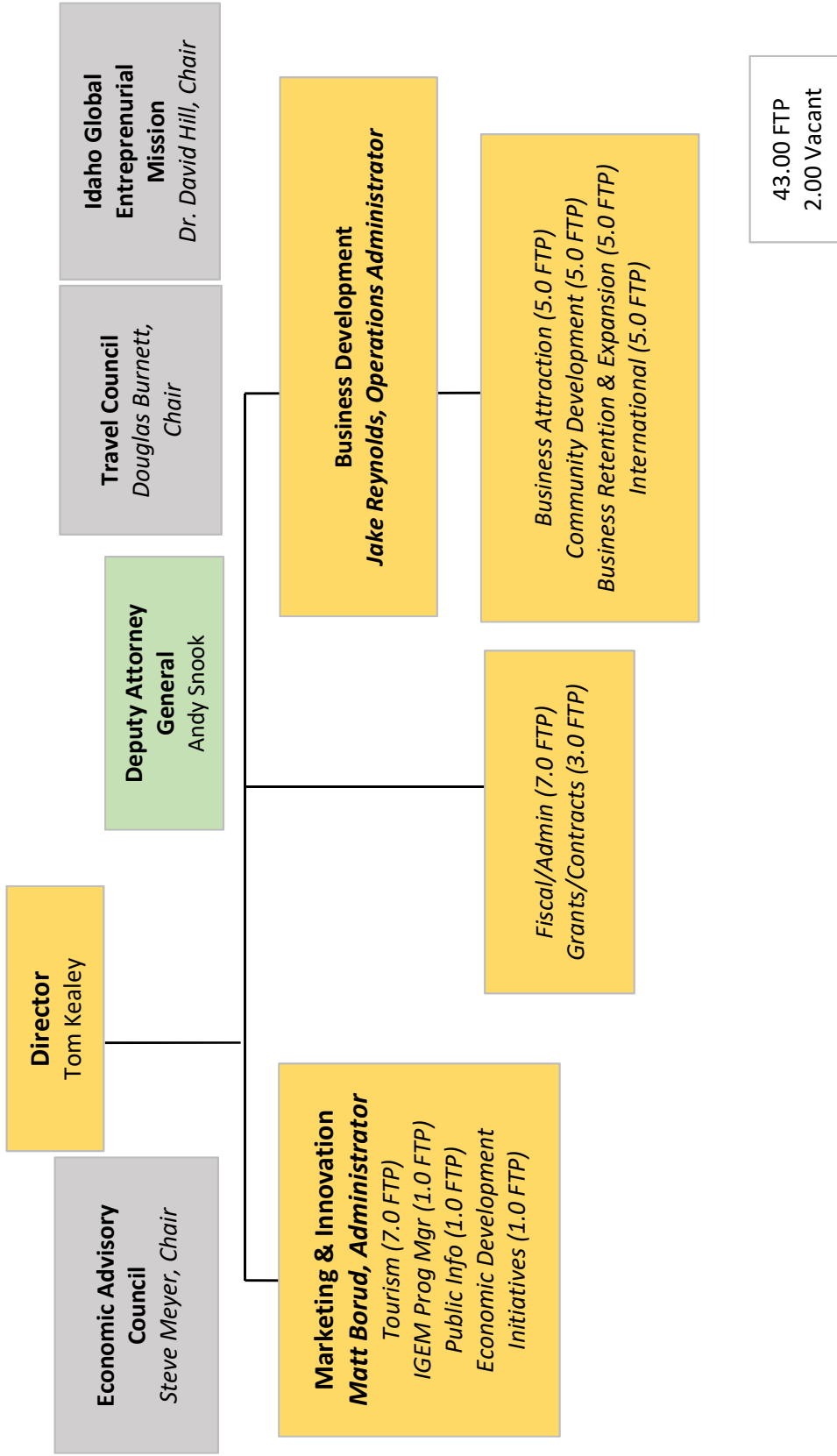
Attachments

- A. The FY 2020 Budget Hearing Packets for the Department of Commerce

Department of Commerce Agency Profile

Analyst: Bybee

Organizational Chart



Commerce, Department of

FY 2018 Actual Expenditures by Division

Analyst: Bybee

		FTP	PC	OE	CO	T/B	LS	Total
0.30 FY 2018 Original Appropriation								
0001-00	Gen	27.65	2,491,800	1,023,600	15,100	2,250,000	0	5,780,500
0120-03	Ded	0.00	0	0	0	3,000,000	0	3,000,000
0125-00	Ded	0.00	43,000	0	0	0	0	43,000
0212-00	Ded	10.75	821,300	6,488,600	5,100	5,890,900	0	13,205,900
0349-00	Ded	0.00	0	157,500	0	0	0	157,500
0401-00	Ded	0.00	0	378,400	0	0	0	378,400
0348-00	Fed	4.60	394,800	248,700	0	15,620,800	0	16,264,300
Totals:		43.00	3,750,900	8,296,800	20,200	26,761,700	0	38,829,600
0.41 Prior Year Reappropriation								
0001-00	Gen	0.00	0	56,800	0	0	0	56,800
Totals:		0.00	0	56,800	0	0	0	56,800
1.00 FY 2018 Total Appropriation								
0001-00	Gen	27.65	2,491,800	1,080,400	15,100	2,250,000	0	5,837,300
0120-03	Ded	0.00	0	0	0	3,000,000	0	3,000,000
0125-00	Ded	0.00	43,000	0	0	0	0	43,000
0212-00	Ded	10.75	821,300	6,488,600	5,100	5,890,900	0	13,205,900
0349-00	Ded	0.00	0	157,500	0	0	0	157,500
0401-00	Ded	0.00	0	378,400	0	0	0	378,400
0348-00	Fed	4.60	394,800	248,700	0	15,620,800	0	16,264,300
Totals:		43.00	3,750,900	8,353,600	20,200	26,761,700	0	38,886,400
1.21 Net Object Transfer								
0001-00	Gen	0.00	(170,800)	46,000	5,300	119,500	0	0
0212-00	Ded	0.00	(35,300)	35,300	0	0	0	0
Totals:		0.00	(206,100)	81,300	5,300	119,500	0	0
1.61 Reverted Appropriation								
0001-00	Gen	0.00	(900)	(22,600)	0	0	0	(23,500)
0120-03	Ded	0.00	0	0	0	(2,710,000)	0	(2,710,000)
0125-00	Ded	0.00	(100)	0	0	0	0	(100)
0212-00	Ded	0.00	0	(300)	0	(1,396,100)	0	(1,396,400)
0349-00	Ded	0.00	0	(145,500)	0	0	0	(145,500)
0401-00	Ded	0.00	0	(173,700)	0	0	0	(173,700)
0348-00	Fed	0.00	(163,700)	(102,100)	0	(8,173,300)	0	(8,439,100)
Totals:		0.00	(164,700)	(444,200)	0	(12,279,400)	0	(12,888,300)

Commerce, Department of

FY 2018 Actual Expenditures by Division

Analyst: Bybee

		FTP	PC	OE	CO	T/B	LS	Total
2.00	FY 2018 Actual Expenditures							
0001-00	Gen	27.65	2,320,100	1,103,800	20,400	2,369,500	0	5,813,800
	General		2,320,100	1,103,800	20,400	2,369,500	0	5,813,800
0120-03	Ded	0.00	0	0	0	290,000	0	290,000
	Idaho Opportunity		0	0	0	290,000	0	290,000
0125-00	Ded	0.00	42,900	0	0	0	0	42,900
	Indirect Cost Recovery		42,900	0	0	0	0	42,900
0212-00	Ded	10.75	786,000	6,523,600	5,100	4,494,800	0	11,809,500
	Tourism and Promotion		786,000	6,523,600	5,100	4,494,800	0	11,809,500
0349-00	Ded	0.00	0	12,000	0	0	0	12,000
	Miscellaneous Revenue		0	12,000	0	0	0	12,000
0401-00	Ded	0.00	0	204,700	0	0	0	204,700
	Seminars and Publications		0	204,700	0	0	0	204,700
0348-00	Fed	4.60	231,100	146,600	0	7,447,500	0	7,825,200
	Federal Grant		231,100	146,600	0	7,447,500	0	7,825,200
Totals:		43.00	3,380,100	7,990,700	25,500	14,601,800	0	25,998,100

Difference: Actual Expenditures minus Total Appropriation

0001-00	Gen		(171,700)	23,400	5,300	119,500	0	(23,500)
	General		(6.9%)	2.2%	35.1%	5.3%	N/A	(0.4%)
0120-03	Ded		0	0	0	(2,710,000)	0	(2,710,000)
	Idaho Opportunity		N/A	N/A	N/A	(90.3%)	N/A	(90.3%)
0125-00	Ded		(100)	0	0	0	0	(100)
	Indirect Cost Recovery		(0.2%)	N/A	N/A	N/A	N/A	(0.2%)
0212-00	Ded		(35,300)	35,000	0	(1,396,100)	0	(1,396,400)
	Tourism and Promotion		(4.3%)	0.5%	0.0%	(23.7%)	N/A	(10.6%)
0349-00	Ded		0	(145,500)	0	0	0	(145,500)
	Miscellaneous Revenue		N/A	(92.4%)	N/A	N/A	N/A	(92.4%)
0401-00	Ded		0	(173,700)	0	0	0	(173,700)
	Seminars and Publications		N/A	(45.9%)	N/A	N/A	N/A	(45.9%)
0348-00	Fed		(163,700)	(102,100)	0	(8,173,300)	0	(8,439,100)
	Federal Grant		(41.5%)	(41.1%)	N/A	(52.3%)	N/A	(51.9%)
Difference From Total Approp			(370,800)	(362,900)	5,300	(12,159,900)	0	(12,888,300)
Percent Diff From Total Approp			(9.9%)	(4.3%)	26.2%	(45.4%)	N/A	(33.1%)

Department of Commerce
FY 2019 JFAC Action

	FTP	Gen	Ded	Fed	Total
FY 2018 Original Appropriation	43.00	5,780,500	16,784,800	16,264,300	38,829,600
Reappropriation	0.00	56,800	0	0	56,800
FY 2018 Total Appropriation	43.00	5,837,300	16,784,800	16,264,300	38,886,400
Noncognizable Funds and Transfers	0.00	0	0	0	0
FY 2018 Estimated Expenditures	43.00	5,837,300	16,784,800	16,264,300	38,886,400
Removal of Onetime Expenditures	0.00	(71,900)	(5,100)	0	(77,000)
FY 2019 Base	43.00	5,765,400	16,779,700	16,264,300	38,809,400
Benefit Costs	0.00	(38,900)	(15,100)	(5,800)	(59,800)
Replacement Items	0.00	6,800	2,300	0	9,100
Statewide Cost Allocation	0.00	4,300	1,600	400	6,300
Change in Employee Compensation	0.00	63,300	20,200	10,100	93,600
FY 2019 Program Maintenance	43.00	5,800,900	16,788,700	16,269,000	38,858,600
Line Items					
1. Tourism & Promotion Enhancement	0.00	0	3,455,400	0	3,455,400
2. Opportunity Fund Cash Infusion	0.00	0	0	0	0
Cash Transfers	0.00	0	0	0	0
FY 2019 Total	43.00	5,800,900	20,244,100	16,269,000	42,314,000
Chg from FY 2018 Orig Approp.	0.00	20,400	3,459,300	4,700	3,484,400
% Chg from FY 2018 Orig Approp.	0.0%	0.4%	20.6%	0.0%	9.0%

Department of Commerce

Analyst: Bybee

Historical Summary

OPERATING BUDGET	FY 2018 Total App	FY 2018 Actual	FY 2019 Approp	FY 2020 Request	FY 2020 Gov Rec
BY FUND CATEGORY					
General	5,837,300	5,813,800	5,800,900	5,845,900	5,883,200
Dedicated	16,784,800	12,359,100	20,244,100	20,215,900	20,245,900
Federal	16,264,300	7,825,200	16,269,000	16,273,700	16,277,300
Total:	38,886,400	25,998,100	42,314,000	42,335,500	42,406,400
Percent Change:		(33.1%)	62.8%	0.1%	0.2%
BY OBJECT OF EXPENDITURE					
Personnel Costs	3,750,900	3,380,100	3,784,700	3,787,400	3,818,900
Operating Expenditures	8,353,600	7,990,700	10,203,600	10,231,500	10,270,900
Capital Outlay	20,200	25,500	9,100	0	0
Trustee/Benefit	26,761,700	14,601,800	28,316,600	28,316,600	28,316,600
Total:	38,886,400	25,998,100	42,314,000	42,335,500	42,406,400
Full-Time Positions (FTP)	43.00	43.00	43.00	43.00	43.00

Department Description

The Idaho Department of Commerce is dedicated to aiding in the creation of jobs, generating economic growth, creating economic opportunities, and advancing the well-being and prosperity of Idaho citizens. The agency offers many economic development programs to both existing and new businesses to the state, and is committed to ensuring access to services and information for all its customers and partners.

The divisions and functional groups within the department include the Marketing and Innovation Division and the Business Development and Operations Division. The Business Development and Operations Division is composed of Community Development, Business Retention and Expansion, Business Attraction, International Business Development, and Operations related functions. Community Development provides financial and technical assistance to Idaho's cities and counties for construction and rehabilitation of public facilities necessary to support economic diversification, job creation, business expansion, and a sense of community. Business Retention and Expansion provides ongoing communication and outreach to existing Idaho businesses to support growth and expansion opportunities. Business Attraction coordinates with local economic development professionals throughout Idaho on demand-driven business expansion opportunities that are initiated through companies and/or site selectors reaching out to the state to explore potential expansion or relocation opportunities. International Business Development supports Idaho businesses' efforts to export goods and services, develop new markets, increase foreign awareness and acceptance of Idaho's products and services, and promote foreign direct investment opportunities. Operations related functions support the department through day-to-day fiscal, payroll, and HR functions. The team also provides grant management and reporting across the various grant programs throughout the department.

The Marketing and Innovation Division is composed of Tourism Development, Idaho Global Entrepreneurial Mission (IGEM), and Communications. Tourism Development works to expand Idaho's tourism and recreation industry by marketing the state and travel opportunities to both domestic and international business and leisure travelers, awards grants to local communities to promote tourism, and develops, supports, and promotes tourism events and attractions throughout Idaho. The IGEM Program leverages private-industry guidance and the talent and expertise of Idaho's research universities to commercialize innovation and viable technologies that will strengthen Idaho's economy. Communications efforts provide support to the entire department through strategic outreach to media, government partners, and other key stakeholders that are focused on showcasing the success stories of Idaho businesses and highlighting Idaho's business-friendly environment to companies outside the state.

Department of Commerce

Analyst: Bybee

Comparative Summary

Decision Unit	Agency Request			Governor's Rec		
	FTP	General	Total	FTP	General	Total
FY 2019 Original Appropriation	43.00	5,800,900	42,314,000	43.00	5,800,900	42,314,000
Noncognizable Funds and Transfers	0.00	0	0	0.00	0	0
FY 2019 Estimated Expenditures	43.00	5,800,900	42,314,000	43.00	5,800,900	42,314,000
Removal of Onetime Expenditures	0.00	(6,800)	(9,100)	0.00	(6,800)	(9,100)
Base Adjustments	0.00	0	(43,000)	0.00	0	(43,000)
FY 2020 Base	43.00	5,794,100	42,261,900	43.00	5,794,100	42,261,900
Benefit Costs	0.00	9,200	13,500	0.00	(12,200)	(19,400)
Statewide Cost Allocation	0.00	20,800	27,900	0.00	20,800	27,900
Change in Employee Compensation	0.00	21,800	32,200	0.00	65,400	96,600
FY 2020 Program Maintenance	43.00	5,845,900	42,335,500	43.00	5,868,100	42,367,000
GOV TECH 1. Network Equip Replacement	0.00	0	0	0.00	0	4,000
GOV TECH 2. Mobile Device Security	0.00	0	0	0.00	0	15,300
GOV TECH 4. Modernization – Admin Billing	0.00	0	0	0.00	15,100	20,100
FY 2020 Total	43.00	5,845,900	42,335,500	43.00	5,883,200	42,406,400
Change from Original Appropriation	0.00	45,000	21,500	0.00	82,300	92,400
% Change from Original Appropriation		0.8%	0.1%		1.4%	0.2%

Department of Commerce

Analyst: Bybee

Budget by Decision Unit	FTP	General	Dedicated	Federal	Total
FY 2019 Original Appropriation	43.00	5,800,900	20,244,100	16,269,000	42,314,000

Noncognizable Funds and Transfers

Shifts 0.15 FTP from federal funds to the General Fund.

Agency Request	0.00	0	0	0	0
<i>Recommended by the Governor.</i>					
<i>Governor's Recommendation</i>	0.00	0	0	0	0

FY 2019 Estimated Expenditures					
Agency Request	43.00	5,800,900	20,244,100	16,269,000	42,314,000
<i>Governor's Recommendation</i>	43.00	5,800,900	20,244,100	16,269,000	42,314,000

Removal of Onetime Expenditures

This adjustment removes onetime costs to replace network switches.

Agency Request	0.00	(6,800)	(2,300)	0	(9,100)
<i>Governor's Recommendation</i>	0.00	(6,800)	(2,300)	0	(9,100)

Base Adjustments

Removes the ongoing funding from the Indirect Cost Recovery Fund. Indirect costs will be captured internally rather than transferring cash to this fund for future payments.

Agency Request	0.00	0	(43,000)	0	(43,000)
<i>Governor's Recommendation</i>	0.00	0	(43,000)	0	(43,000)

FY 2020 Base					
Agency Request	43.00	5,794,100	20,198,800	16,269,000	42,261,900
<i>Governor's Recommendation</i>	43.00	5,794,100	20,198,800	16,269,000	42,261,900

Benefit Costs

Employer-paid benefit changes include a 5.5% increase for PERSI regular retirement and adjustments to workers' compensation that vary by agency. Agencies were directed to budget \$11,650 per eligible FTP for health insurance, which is the same amount in the current fiscal year.

Agency Request	0.00	9,200	3,000	1,300	13,500
<i>The Governor recommends \$11,020 per eligible FTP for health insurance, which is a decrease of \$630, or 5.4%, from the previous year; a temporary rate reduction for agencies that pay the Division of Human Resources for its services; and the PERSI Board's decision to increase the employer contribution by 5.5%.</i>					
<i>Governor's Recommendation</i>	0.00	(12,200)	(5,300)	(1,900)	(19,400)

Statewide Cost Allocation

This request includes adjustments to recover the cost of services provided by other agencies in accordance with federal and state guidelines on cost allocation. Attorney General fees will decrease by \$1,600, risk management costs will increase by \$500, State Controller fees will increase by \$2,700, and State Treasurer fees will increase by \$200, for a net increase of \$1,800.

This request also includes \$26,100 for Department of Administration managed rental rate increases. H544 of 2018 amended Section 67-5709, Idaho Code, to address long-term maintenance for state-occupied buildings, and requires long-term maintenance costs to be included when calculating rental rates for tenants in department-managed facilities. The Permanent Building Fund Advisory Council voted on June 5, 2018, to increase rental rates by a total of 16.6% for those agencies in the Capitol Mall and state owned buildings in Lewiston and Idaho Falls. The increase will be used to address deferred maintenance costs associated with the Capitol Mall, which total approximately \$22.2 million dollars. If funded, this year's increase will collect \$1,237,441 in FY 2020. There may be subsequent increases to address deferred maintenance in the future. The increase specific to this agency is 20.8%.

Agency Request	0.00	20,800	7,100	0	27,900
<i>Governor's Recommendation</i>	0.00	20,800	7,100	0	27,900

Department of Commerce

Analyst: Bybee

Budget by Decision Unit	FTP	General	Dedicated	Federal	Total
Change in Employee Compensation					
For calculation purposes, agencies were directed to include the cost of a 1% salary increase for permanent and temporary employees.					
Agency Request	0.00	21,800	7,000	3,400	32,200
<i>The Governor recommends a 3% increase in employee compensation, distributed on merit. He does not recommend a compensation increase for group and temporary positions.</i>					
Governor's Recommendation	0.00	65,400	21,000	10,200	96,600
FY 2020 Program Maintenance					
Agency Request	43.00	5,845,900	20,215,900	16,273,700	42,335,500
Governor's Recommendation	43.00	5,868,100	20,221,600	16,277,300	42,367,000
GOV TECH 1. Network Equip Replacement					
Agency Request	0.00	0	0	0	0
<i>The Governor recommends onetime funding for the replacement of the state's core network equipment and this amount reflects this agency's share of that cost.</i>					
Governor's Recommendation	0.00	0	4,000	0	4,000
GOV TECH 2. Mobile Device Security					
Agency Request	0.00	0	0	0	0
<i>The Governor recommends onetime funding to provide security of state information that is used on mobile technology.</i>					
Governor's Recommendation	0.00	0	15,300	0	15,300
GOV TECH 4. Modernization – Admin Billing					
Agency Request	0.00	0	0	0	0
<i>The Governor recommends ongoing funding for agency billings from the Office of Information Technology Services.</i>					
Governor's Recommendation	0.00	15,100	5,000	0	20,100
FY 2020 Total					
Agency Request	43.00	5,845,900	20,215,900	16,273,700	42,335,500
Governor's Recommendation	43.00	5,883,200	20,245,900	16,277,300	42,406,400
Agency Request					
Change from Original App	0.00	45,000	(28,200)	4,700	21,500
% Change from Original App	0.0%	0.8%	(0.1%)	0.0%	0.1%
Governor's Recommendation					
Change from Original App	0.00	82,300	1,800	8,300	92,400
% Change from Original App	0.0%	1.4%	0.0%	0.1%	0.2%

TAB #14 – APPROPRIATION BILLS, SOPs, AND SPONSOR NOTES

LSO Staff: Jared Hoskins, Jill Randolph, and Maggie Smith

Date: October 9, 2019

Subject: Appropriation Bill SOPs, Fiscal Notes, and Sponsor Notes

Breakout Session Objective

This session is designed to provide members with foundational principles of the budgeting process as they relate to the content and form of motion sheets; appropriation bills; statements of purpose (SOPs) and fiscal notes (FNs); and motion sheets.

Attached you will find:

- A table comparing and contrasting motion sheets, appropriation bills, SOPs/FNs, and sponsor notes;
- A sample motion sheet;
- A sample appropriation bill;
- A table illustrating the level at which every agency budget is set;
- A sample SOP/FN; and
- A sample of sponsor notes.

The first table provides a quick, visual comparison of the several documents legislators utilize in the budget setting process. Comparisons are made regarding the **level** at which these documents present information (i.e., agency, division, or program); the **format** of these documents (i.e., decision unit (DU), object, fund, etc.); and the **contents** of these documents.

The sample motion sheet, appropriation bill, SOP/FN, and sponsor notes provide an example of a budget that contains several divisions (and thereby requires several motion sheets) but is reflected in a single appropriation bill. The example provides a basis for comparisons with similar budgets that are set and passed differently.

The second table provides a quick, visual comparison of every agency appropriation bill and the levels at which they are set.

Collectively, this information provides important context and perspective on the multiple ways the budget is requested, analyzed, voted upon, passed, and communicated. With these various approaches and mediums, it may be challenging to understand a single budget as it relates to the entire budget contextually. This information will assist legislators in their understanding, advocacy, and communication of their budget priorities.

Staff are always available to discuss further, delve deeper, or provide additional instruction on this topic.

Budget Setting Documents: Format and Contents

	Motion Sheet	Approp Bill	SOP/FN	Sponsor Notes
Level	Division	Agency*	Agency*	Agency*
Format	DU, GDF	Program, Division, Object, Fund	DU, GDF	N/A
Contents	Maintenance and Enhancement DUs by Fund Source; Brief Explanation	Amounts by Program, Division, Object, Fund; FTP Authorization; DRCs	Statewide Decisions; Maintenance and Enhancement DUs by Fund Source; Brief Explanation	N/A

*Sometimes multiple agencies or certain agency divisions

Department of Correction Management Services	Agency Request		Governor's Rec		Motion			Total	
	General	Total	General	Total	FTP	General	Dedicated		Federal
FY 2019 Original Appropriation	14,239,100	22,945,600	14,239,100	22,945,600	142.00	14,239,100	8,706,500	0	22,945,600
FY 2019 Total Appropriation	14,239,100	22,945,600	14,239,100	22,945,600	142.00	14,239,100	8,706,500	0	22,945,600
FY 2019 Estimated Expenditures	14,239,100	22,945,600	14,239,100	22,945,600	142.00	14,239,100	8,706,500	0	22,945,600
Removal of Overtime Expenditures	(113,100)	(7,482,800)	(113,100)	(7,482,800)	0.00	(113,100)	(7,369,700)	0	(7,482,800)
FY 2020 Base	14,126,000	15,462,800	14,126,000	15,462,800	142.00	14,126,000	1,336,800	0	15,462,800
Benefit Costs	22,700	25,100	(64,000)	(73,200)	0.00	13,500	1,300	0	14,800
Inflationary Adjustments	55,300	55,300	55,300	55,300	0.00	55,300	0	0	55,300
Replacement Items	590,900	590,900	449,900	449,900	0.00	449,900	0	0	449,900
Statewide Cost Allocation	76,600	76,600	76,600	76,600	0.00	76,600	0	0	76,600
Change in Employee Compensation	85,100	94,700	254,100	282,900	0.00	254,100	28,800	0	282,900
FY 2020 Program Maintenance	14,956,600	16,305,400	14,897,900	16,254,300	142.00	14,975,400	1,366,900	0	16,342,300
1. OMS Replacement Phase 2	6,376,000	6,376,000	0	6,376,000	0.00	0	0	0	0
8. Base Software Licensing	575,300	575,300	575,300	575,300	0.00	575,300	0	0	575,300
11. Cybersecurity Upgrades	606,800	606,800	321,400	461,800	0.00	321,400	140,400	0	461,800
12. Data Center Maintenance	195,600	195,600	0	0	0.00	0	0	0	0
GOV TECH 1. Network Equip Replacement	0	0	0	175,400	0.00	0	0	0	0
FY 2020 Total	22,710,300	24,059,100	15,794,600	23,842,800	142.00	15,872,100	1,507,300	0	17,379,400
Difference from FY 2019 Approp.	8,471,200	1,113,500	1,555,500	897,200	0.00	1,633,000	(7,199,200)	0	(5,566,200)
	59.5%	4.9%	10.9%	3.9%	0.0%	11.5%	(82.7%)		(24.3%)

Motion: I move for the Department of Correction, in the Management Services Division, beginning with the FY 2020 Base, an increase of \$14,800 for benefit costs, an increase of \$55,300 for inflationary adjustments, an increase of \$449,900 for replacement items, with discretion provided to the director as to which items to replace, an increase of \$76,600 for statewide cost allocation, and an increase of \$282,900 for change in employee compensation. Also included are the following line items: line item 8, which provides \$575,300 for base software licensing; and line item 11, which provides \$461,800 for cybersecurity upgrades, of which \$140,400 is from the Technology Infrastructure Stabilization Fund. The totals for this motion for FY 2020 are 142.00 FTP, \$15,872,100 from the General Fund and \$1,507,300 from dedicated funds, for a grand total of \$17,379,400.

Discussion: Line item 8 provides funding to purchase licensing subscriptions for the department's base computing software. Line item 11 provides funding to make cybersecurity upgrades that address gaps in the agency's critical security controls.

IN THE SENATE

SENATE BILL NO. 1162

BY FINANCE COMMITTEE

AN ACT

RELATING TO THE APPROPRIATION TO THE DEPARTMENT OF CORRECTION FOR FISCAL YEAR 2020; APPROPRIATING MONEYS TO THE DEPARTMENT OF CORRECTION FOR FISCAL YEAR 2020; LIMITING THE NUMBER OF AUTHORIZED FULL-TIME EQUIVALENT POSITIONS; PROVIDING REAPPROPRIATION AUTHORITY; AND REQUIRING REPORTS REGARDING THE OFFENDER MANAGEMENT SYSTEM REPLACEMENT PLAN.

Be It Enacted by the Legislature of the State of Idaho:

SECTION 1. There is hereby appropriated to the Department of Correction the following amounts to be expended according to the designated programs and expense classes from the listed funds for the period July 1, 2019, through June 30, 2020:

	FOR	FOR	FOR	FOR	
	PERSONNEL	OPERATING	CAPITAL	TRUSTEE AND	
	COSTS	EXPENDITURES	OUTLAY	BENEFIT	TOTAL
				PAYMENTS	
I. MANAGEMENT SERVICES:					
FROM:					
General					
Fund	\$10,185,100	\$5,503,400	\$183,600		\$15,872,100
Technology Infrastructure Stabilization					
Fund		140,400			140,400
Inmate Labor					
Fund	107,800				107,800
Parolee Supervision					
Fund	209,200	92,300			301,500
Miscellaneous Revenue					
Fund	<u>860,200</u>	<u>97,400</u>	<u>0</u>		<u>957,600</u>
TOTAL	\$11,362,300	\$5,833,500	\$183,600		\$17,379,400

II. STATE PRISONS:

A. PRISONS ADMINISTRATION:

FROM:

General

Fund	\$1,562,700	\$638,600	\$63,900		\$2,265,200
Miscellaneous Revenue					
Fund	369,800	161,400			531,200

FY 2020 Original Appropriation Bills by Agency

1 Education	Bill #
Public School Support	
Administrators	H219
Teachers	H220
Operations	H221
Children's Programs	H222
Facilities Division	H223
Central Services	H224
Services for Deaf & Blind	H225
Agricultural Research & Extension Svcs.	S1145
College and Universities	H267
Community Colleges	S1188
Education, Office of the State Board of	H297
Health Education Programs	S1165
Career Technical Education	H257
Idaho Public Television	S1155
Special Programs	S1193
Superintendent of Public Instruction	H232
Vocational Rehabilitation	H237
2 Health and Human Services	Bill #
Catastrophic Health Care Program	S1157
Health and Welfare, Department of	
Child Welfare	S1185
Developmentally Disabled, Services for	S1185
Independent Councils	S1199
Indirect Support Services	S1199
Medicaid, Division of	S1171
Mental Health Services	S1173
Psychiatric Hospitalization	S1173
Public Health Services	S1184
Service Integration	S1185
Substance Abuse Treatment & Prevention	S1173
Welfare, Division of	S1174
Healthcare Policy Initiatives	S1199
Licensing and Certification	S1199
Public Health Districts	H200
Independent Living Council, State	H227
3 Law and Justice	Bill #
Correction, Department of	
Management Services	S1162
State Prisons	S1162
County & Out-of-State Placement	S1162
Correctional Alternative Placement	S1162
Community Corrections	S1162
Community-Based Substance Abuse Treatment	S1162
Medical Services	S1162
Pardons & Parole, Commission	S1144
Judicial Branch	
Court Operations	S1164
Guardian Ad Litem Program	S1164
Judicial Council	S1164
Juvenile Corrections, Department of	H212
Police, Idaho State	
Brand Inspection	H258
Police, Division of Idaho State	H258
POST Academy	H258
Racing Commission	H258
4 Natural Resources	Bill #
Environmental Quality, Department of	H268
Fish and Game, Department of	S1200
Land, Board of Commissioners	S1142
Lands, Department of	H233
Parks and Recreation, Department of	H254
Lava Hot Springs Foundation	S1143
Water Resources, Department of	H256

5 Economic Development	Bill #
Agriculture, Department of	S1197
Soil and Water Conservation Commission	H213
Commerce, Department of	H282
Finance, Department of	S1147
Industrial Commission	H235
Insurance, Department of	S1150
Labor, Department of	S1203
Public Utilities Commission	S1149
Self-Governing Agencies	
Building Safety, Division of	H236
Hispanic Affairs, Commission on	H187
Historical Society, Idaho State	H262
Libraries, Commission for	H230
Lottery, State	S1169
Medical Boards	H234
Public Defense Commission	S1158
Regulatory Boards	H238
State Appellate Public Defender	S1141
Veterans Services, Division of	H211
Transportation Department, Idaho	
Transportation Services	H274
Motor Vehicles	H274
Highway Operations	H274
Contract Construction & Right-of-Way Acq.	H274
6 General Government	Bill #
Administration, Department of	
Administration, Department of	S1194
Capitol Commission	H261
Bond Payments	S1192
Permanent Building Fund	S1198
Attorney General	S1156
State Controller	S1191
Office of the Governor	
Aging, Commission on	S1167
Arts, Commission on	S1189
Blind and Visually Impaired, Commission on	S1135
Drug Policy, Office of	S1136
Energy and Mineral Resources, Office of	H214
Financial Management, Division of	S1168
Governor, Executive Office of the	H245
Human Resources, Division of	S1172
Liquor Division, State	H264
Military Division	S1170
Public Employee Retirement System	H263
Species Conservation, Office of	H216
STEM Action Center	H215
Wolf Depredation Control Board	H260
Workforce Development Council	H283
Office of Information Technology Services	H246
Legislative Branch	
Legislative Services Office	H255
Performance Evaluations, Office of	H255
Lieutenant Governor	H231
Revenue & Taxation, Department of	
Tax Appeals, Board of	S1148
Tax Commission, State	S1202
Secretary of State	S1190
State Treasurer	H265
Millennium Fund	S1187

STATEMENT OF PURPOSE

RS26971

This is the FY 2020 original appropriation bill for the Department of Correction. It appropriates a total of \$273,246,600 and caps the number of authorized full-time equivalent positions at 2,021.85. For benefit costs, the bill maintains the current appropriated amount for health insurance at \$11,650 per eligible FTP; provides a 5.5% increase for the employer's share of PERSI contributions; and temporarily reduces the rate agencies pay the Division of Human Resources for its services. Inflationary adjustments include \$219,700 for the department's maintenance agreements for server and storage hardware; its central office and various district and satellite office leases; its online employee education system; and a 2.1% increase in food and dietary costs. Funding for replacement items includes \$3,069,800 for myriad items. For statewide cost allocation, \$866,200 is provided. The bill also provides funding for the equivalent of a 3% change in employee compensation for permanent employees, with a minimum increase of \$550 for each employee and the remaining amount to be distributed based on merit. Funding for a 3% upward shift in the compensation schedule is also included. The bill funds nine line items, which provide \$2,354,100 for correctional officer entry-level pay; 17.00 FTP and \$1,465,900 for probation and parole staff; 2.00 FTP and \$140,200 for presentence investigators; \$300,000 for electronic monitoring; \$575,300 for base software licensing; \$1,030,200 for PREA screenings; \$461,800 for cybersecurity upgrades; \$216,900 for inmate pay; and a reduction of \$4,340,000 due to Medicaid expansion. The bill also provides reappropriation authority for \$7,016,000 of unexpended FY 2019 funding from the Technology Infrastructure Stabilization Fund to be used for replacement of the department's offender management system.

FISCAL NOTE

	FTP	Gen	Ded	Fed	Total
FY 2019 Original Appropriation	2,002.85	237,421,200	33,199,100	1,647,500	272,267,800
County and Out-of-State Placement					
1. Population-Driven Costs	0.00	2,627,200	0	0	2,627,200
Correctional Alternative Placement					
1. Population-Driven Costs	0.00	15,400	0	0	15,400
Medical Services					
1. Population-Driven Costs	0.00	(447,400)	0	0	(447,400)
FY 2019 Total Appropriation	2,002.85	239,616,400	33,199,100	1,647,500	274,463,000
Noncognizable Funds and Transfers	0.00	0	0	0	0
FY 2019 Estimated Expenditures	2,002.85	239,616,400	33,199,100	1,647,500	274,463,000
Removal of Onetime Expenditures	0.00	(1,143,400)	(9,853,600)	(80,000)	(11,077,000)
FY 2020 Base	2,002.85	238,473,000	23,345,500	1,567,500	263,386,000
Benefit Costs	0.00	143,900	14,800	1,100	159,800
Inflationary Adjustments	0.00	219,700	0	0	219,700
Replacement Items	0.00	1,000,100	2,069,700	0	3,069,800
Statewide Cost Allocation	0.00	826,100	40,100	0	866,200
Change in Employee Compensation	0.00	2,995,100	322,200	23,400	3,340,700
FY 2020 Program Maintenance	2,002.85	243,657,900	25,792,300	1,592,000	271,042,200
8. Base Software Licensing	0.00	575,300	0	0	575,300

DISCLAIMER: This statement of purpose and fiscal note are a mere attachment to this bill and prepared by a proponent of the bill. It is neither intended as an expression of legislative intent nor intended for any use outside of the legislative process, including judicial review (Joint Rule 18).

11. Cybersecurity Upgrades	0.00	321,400	140,400	0	461,800
State Prisons					
2. CO Entry-Level Pay	0.00	2,171,200	97,100	0	2,268,300
13. Inmate Pay	0.00	0	216,900	0	216,900
County and Out-of-State Placement					
Correctional Alternative Placement					
Community Corrections					
2. CO Entry-Level Pay Phase 1 of 2	0.00	68,100	17,700	0	85,800
3. Probation and Parole Officers	17.00	1,465,900	0	0	1,465,900
4. Presentence Investigators	2.00	140,200	0	0	140,200
6. Electronic Monitoring	0.00	300,000	0	0	300,000
Comm.-Based Subs. Abuse Trtmnt.					
17. Medicaid Expansion	0.00	(1,719,900)	(1,039,100)	0	(2,759,000)
Medical Services					
9. PREA Screenings	0.00	1,030,200	0	0	1,030,200
17. Medicaid Expansion	0.00	(1,581,000)	0	0	(1,581,000)
FY 2020 Total	2,021.85	246,429,300	25,225,300	1,592,000	273,246,600
Chg from FY 2019 Orig Approp	19.00	9,008,100	(7,973,800)	(55,500)	978,800
% Chg from FY 2019 Orig Approp.	0.9%	3.8%	(24.0%)	(3.4%)	0.4%

Contact:

Jared Hoskins
 Budget and Policy Analysis
 (208) 334-4743

DISCLAIMER: This statement of purpose and fiscal note are a mere attachment to this bill and prepared by a proponent of the bill. It is neither intended as an expression of legislative intent nor intended for any use outside of the legislative process, including judicial review (Joint Rule 18).

Sponsor Sheet

Bill Number: S1162
Department/Division: Department of Correction
Explanation: FY 2020 Appropriation
Senate Sponsor:
House Sponsor:
Legislative Analyst: Jared Hoskins
Analyst Phone: 334-4743

This is the FY 2020 original appropriation bill for the Department of Correction.

It accounts for maintenance adjustments in benefit costs, inflation, replacement items, statewide cost allocation, and change in employee compensation.

The bill also includes nine line items.

Line item 2 provides funding to increase entry-level pay for correctional officers and to address pay compression that would result from the entry-level increase.

Line item 3 provides flexibility to hire new community supervision staff in order to reduce caseloads.

Line item 4 provides funding to hire presentence investigators to address an increasing demand from district courts for presentence reports.

Line item 6 provides funding to expand the department's electronic monitoring program by contracting with a vendor to perform device installation, activation, removal, deactivation, monitoring, and reporting.

Line item 8 provides funding to purchase licensing subscriptions for the department's base computing software.

Line item 9 provides funding to contract for inmate screenings and facility audits required by the Prison Rape Elimination Act (PREA).

Line item 11 provides funding to make cybersecurity upgrades that address gaps in the agency's critical security controls.

Line item 13 provides funding to increase pay for inmates working in compound positions such as janitorial, food service, maintenance, and laundry.

Line item 17 provides a reduction for the anticipated costs of community-based substance use disorder services, due to approximately 93% of probationers and parolees being eligible for Medicaid; as well as an expected reduced cost of providing medical services to inmates outside of prison facilities.

Sponsor Sheet

Lastly, the bill provides reappropriation authority for \$7,016,000 of unexpended FY 2019 appropriation from the Technology Infrastructure Stabilization Fund to be used for replacement of the department's offender management system.

The total appropriation is for \$273,246,600 and a cap of 2,021.85 FTP.



Idaho Statutes

TITLE 67

STATE GOVERNMENT AND STATE AFFAIRS

CHAPTER 35

STATE BUDGET

67-3508. EXPENDITURE OBJECT CODES. (1) Excepting where the legislature expressly departs from the classification set forth in any appropriation bill, all appropriations made by the legislature, and all estimates hereafter made for budget purposes, and all expenditures made from appropriations or funds received from other sources, shall be classified and standardized by items as follows:

(a) Personnel costs, which shall include the salaries or wage expenses of employees and officers, whether full-time, part-time, or other irregular or seasonal help and including compensation or honorarium of members of boards or commissions, and shall also include the employer's share of contributions related to other benefits provided to those employees and officers.

(b) Operating expenditures, which shall include all expenses for services, travel, consumable supplies, and minor items of equipment not otherwise classified under personnel costs, capital outlay, or trustee and benefit payments.

(c) Capital outlay, which, when used in an appropriation act, shall include all expenditures for land, highways, buildings including appurtenances, fixtures and fixed equipment, structures, which also includes additions, replacements, major repairs, and renovations to, which materially extends the capital assets' useful life or materially improves or increases its capacity, and shall include compensation for independent contractors. Automobiles, domestic animals, machinery, apparatus, equipment and furniture including additions thereto, which will have a useful life or service substantially more than two (2) years, shall also be included.

(d) Trustee and benefit payments, which shall include the cash payments of welfare or retirement benefits to individuals and payments to individuals, persons, or political entities, and not otherwise classified under personnel costs, operating expenditures or capital outlay.

(2) The state controller is hereby authorized and directed to implement such subclassifications of the standard classifications herein set forth which are necessary for preparation of the state budget, as supplied by the administrator of the division of financial management and the legislative services office.

An annual review of the subclassifications shall be made by the administrator of the division and the legislative services office.

The state controller shall be supplied the changes desired by the administrator and the legislative services office in the subclassifications which are necessary for the preparation of the state budget or the identification and distribution of expenditures from appropriations no later than sixty (60) days prior to the beginning of any fiscal year to be effective for that fiscal year.

TAB #15 – RESERVE FUNDS AND FUND BALANCES

LSO Staff: Paul Headlee, Jared Tatro, Christine Otto, and Rob Sepich
Date: October 9, 2019
Subject: Reserve Funds and Fund Balances

Breakout Session Objective

This session will cover three objectives: 1) compare current balances in the major reserve funds and cash balances to 10 years ago, 2) discuss the ending free fund balance plus direct investments and borrowing limits of each fund at each agency and 3) review LSO's Fiscal Sourcebook.

The major reserve funds are intended to be Idaho's savings accounts for slower economic times and this analysis will compare the status of these funds in 2009 to 2019. The 3-year fund analysis is intended to provide a multi-year look at the unobligated and unencumbered balances of each fund, by agency. The Fiscal Sourcebook is a Legislative Services Office (annual) publication that provides the sources and uses of all of Idaho's funds, actual expenditures for the most recent five years for each fund, and a complete listing of Idaho's budget laws.

Attached you will find:

A. Attachment A provides a comparative analysis of Idaho's major reserve funds and cash balance for FY 2009 and FY 2019 for the Budget Stabilization Fund (BSF), Economic Recovery and Reserve Fund (ERRF), Public Education Stabilization Fund (PESF), Higher Education Stabilization Fund (HESF), and the [Traditional] Millennium Fund. As of June 30 2019, the cash balance for these five reserve funds was \$487,461,376.

B. Attachment B provides the ending free fund balance plus investments, for every fund, at the agency level for FY 2017 – FY 2019. The free fund balance is the amount of cash for the agency that is unobligated and unencumbered and includes any borrowing limits. The ending free fund balance may not be the same as the fund's ending cash balance. For example, an agency may have \$100,000 in cash, but also has a \$40,000 encumbrance, which means the free fund balance would be \$60,000.

C. Attachment C is an example of the Fiscal Sourcebook publication for the Division of Veterans Services. This example report spans three pages and includes eight funds. The report includes the actual expenditures for the most recently completed five fiscal years for each relevant budget unit and differentiates between continuous and directly appropriated funds. Each LSO analyst is responsible for the fund descriptions associated with their agencies. Please reach out to the listed analyst for assistance or clarification on any fund included in the publication. The Fiscal Sourcebook can be found at: <https://legislature.idaho.gov/lso/bpa/pubs/>

Collectively, this information provides tools to review and evaluate the various funds used to manage the more than \$8 billion in annual appropriations and all funds that are statutorily defined as continuously appropriated. Understanding the source and use of each fund can ensure that the appropriation not only aligns with the state's needs but is also sustainable. Further, understanding the states reserve funds or "savings accounts" will help to minimize negative impact on programs and services when economic conditions are less than ideal.

TAB #15 – RESERVE FUNDS AND FUND BALANCES

History of Major Reserve Funds

- The **Budget Stabilization Fund** was created in 1984 for the purpose of meeting General Fund revenue shortfalls and to meet expenses resulting from major disasters (IC §57-814). Most of the cash balance has come from General Fund transfers; since 2000, Idaho Code requires quarterly distributions from the General Fund in the next year if the prior year's revenue growth exceeds 4%. Over the years, money was appropriated from this fund to meet General Fund budget shortfalls, and to pay for disasters, highway projects, election consolidation, and small onetime projects. In 2015, H312a removed the ceiling and provided that one-half of any General Fund surplus be deposited to the fund. In 2019, the surplus eliminator law expired. As of June 30 2019, the cash balance was \$373,160,692.
- The **Economic Recovery Reserve Fund** was created in 2005 to provide savings in times of General Fund revenue shortfalls with an increase in the cigarette tax. Shortly thereafter, the cigarette taxes were redirected for Bond Levy Equalization in Public Schools and to pay for the renovation of the Capitol building. With the scheduled payoff of the Capitol bond in FY 2015, H547 of 2014 redirected the cigarette tax from the fund to pay for GARVEE bonds and water projects. As of June 30 2019, the cash balance was \$248,899.
- The **Public Education Stabilization Fund** is continuously appropriated to make up shortfalls in discretionary funding for Public Schools and the state made deposits beginning in 2004. It may also be used to make up for General Fund holdbacks, for declining endowment distributions, and to meet state match for the School District Building Account. The fund reached an all-time high of \$112 million in 2008, and was drawn down to \$11.2 million by 2011 as the state dealt with a major recession. As of June 30 2019, the cash balance was \$61,505,529.
- The **Higher Education Stabilization Fund** was created in 2010 and consists of four separate accounts: (1) the strategic interest account which includes interest earnings from the investment of student tuition and fees (fund 0650-00) for Boise State University, Idaho State University, and Lewis-Clark State College; (2) the surplus stabilization account for moneys made available through legislative transfers or appropriation; (3) the surplus stabilization account for community colleges made available through legislative transfers or appropriation, and (4) the community college start-up account which was created in 2016 for moneys to support the transition of Eastern Idaho Technical College to the College of Eastern Idaho (§33-3726, Idaho Code). All moneys in the fund are subject to appropriation by the Legislature, though there has been no appropriation to any institution, other than the College of Eastern Idaho, since the fund's creation. As of June 30 2019, the cash balance was \$11,273,160.
- The **Traditional Millennium Fund** receives 20% of the revenue collected under the tobacco settlement agreement. Five percent of the market value is annually transferred to the Millennium Income Fund and has historically been appropriated for grants. Although the fund is not classified as a reserve fund, it is subject to appropriation and has been used by the Governor and the Legislature over several economic downturns to support shortfalls in the General Fund. As of June 30 2019, the cash balance was \$41,273,096.

Idaho State Budget Reserves and Cash Balance Analysis

Balance at End of FY 2008 / Beginning of FY 2009

10 Years Ago

	(a)	(b)	(c)	(d)	(e)		
	Budget Stabilization Fund	Public Education Stabilization Fund	Economic Recovery Reserve Fund	Idaho Millennium Fund	Emergency Funds		
						Total	
1	\$140,624,640	\$112,046,104	\$66,133,400	\$70,207,325	\$3,337,000	\$392,348,469	(f)
2	Beginning Cash Balance Carried Forward from FY 2008 to FY 2009					\$248,756,500	(g)
3	Total Available Reserves/Cash					\$641,104,969	(h)
4	FY 2009 Original Appropriation					\$2,959,283,400	(i)
5	FY 2008 Revenue Collections					\$2,909,847,700	(j)
6	Reserves/Cash as Percentage of FY 2009 Original Appropriation					21.66%	(h/i)x100
7	Reserves/Cash as Percentage of Previous Year's GF Revenue Collections					22.03%	(h/j)x100

Balance at End of FY 2019 / Beginning of FY 2020 (balances from July 18, 2019)

10 Years Later

	(a)	(b)	(c)	(d)	(e)			
	Budget Stabilization Fund	Public Education Stabilization Fund	Economic Recovery Reserve Fund	Idaho Millennium Fund	Higher Ed. Stabilization Fund			
						Total		
8	\$373,160,692	\$61,505,529	\$248,899	\$41,273,096	\$11,273,160	\$487,461,376	(f)	
9	Beginning Cash Balance Carried Forward from FY 2019 to FY 2020					\$101,396,178	(g)	
10	Total Available Reserves/Cash					\$588,857,554	(h)	
11	Add to Reserve							
12	\$ -					FY 2020 Original Appropriation	\$3,910,354,400	(i)
						FY 2019 Revenue Collections	\$3,734,605,660	(j)
13	Reserves/Cash as Percentage of FY 2020 Original Appropriation					15.06%	(h/i)x100	
14	Reserves/Cash as Percentage of Previous Year's GF Revenue Collections					15.77%	(h/j)x100	

- Dedicated and Federal Funds Only

Agency / Fund Name/ Fund Number / Analyst	2017	2018	2019
ATTORNEY GENERAL (Hoskins)	\$5,080,919	\$2,046,386	\$2,201,715
Consumer Protection (0349-04)	\$5,077,198	\$2,044,326	\$2,005,994
Custodial (0630-00)	\$3,741	\$2,059	\$195,721
Federal Grant (0348-00)	(\$20)	\$0	\$0
Idaho Millennium Income (0499-00)			\$0
Indirect Cost Recovery (0125-00)	\$0	\$0	\$0
BD-PROF ENG & LAND SURV (Christine)	\$435,021	\$339,269	\$556,214
State Regulatory (0229-00)	\$435,021	\$339,269	\$556,214
BOISE STATE UNIVERSITY (Janet)	\$2,656,527	\$9,098,351	\$23,817,510
HESF Strategic Interest CU (0149-01)	\$666,327	\$1,004,072	\$1,584,265
Unrestricted (0650-00)	\$1,990,200	\$8,094,280	\$22,233,245
BRAND INSPECTOR (Christine)	\$649,938	\$976,959	\$1,386,522
Brand Board - Holding (0229-16)	\$283,792	\$574,337	\$869,325
State Brand Board (0229-15)	\$366,145	\$402,622	\$517,197
Wolf Control Livestock Subaccount (0053-01)	\$0	\$0	\$0
BRD OF VETERINARY MEDICINE (Maggie)	\$379,517	\$350,744	\$343,841
State Regulatory (0229-00)	\$379,517	\$350,744	\$343,841
BUR-OCCUPATIONAL LICENSES (Christine)	\$4,012,073	\$4,267,819	\$3,551,722
State Regulatory (0229-00)	\$4,012,073	\$4,267,819	\$3,551,722
CATASTROPHIC HEALTH CARE (Tatro)	\$10,787,704	\$11,947,659	\$10,193,142
Catastrophic Health Care Cost (Dedicated) (0301-00)	\$10,787,704	\$11,947,659	\$10,193,142
CENTRAL HEALTH DISTRICT IV (Tatro)	\$30,329	\$75,491	\$3,445
Cooperative Welfare (0220-00)	\$0	\$0	\$0
Idaho Millennium Income (0499-00)	\$0	\$0	\$0
Joint Exercise of Powers (0625-00)	\$0		
Public Health Trust (0290-00)	\$30,329	\$75,491	\$3,445
Water Administration (0229-21)	\$0	\$0	\$0
CODE COMMISSION (Maggie)	\$742,726	\$771,860	\$787,576
Miscellaneous Revenue (0349-00)	\$742,726	\$771,860	\$787,576
COMM-BLIND & VISUAL IMPAIR (Jill)	\$724,863	\$454,341	\$408,324
Adaptive Aids and Appliances (0426-00)	\$118,833	\$144,002	\$145,341
Federal Grant (0348-00)	\$364,361	\$85,798	\$10,095
Miscellaneous Revenue (0349-00)	\$169,917	\$122,464	\$141,430
Randolph Sheppard (0210-00)	\$71,753	\$102,076	\$111,459
Rehabilitation Revenue and Refunds (0288-00)	\$0	\$0	\$0
COMMISSION OF PARDONS AND PAROLE (Hoskins)	\$516,862	\$581,702	\$646,639
Custodial (0630-00)	\$415,925	\$438,605	\$455,210
Miscellaneous Revenue (0349-00)	\$100,937	\$143,097	\$191,429
COMMISSION ON THE ARTS (Jill)	\$5,294	\$43,508	\$66,870
Federal Grant (0348-00)	(\$86,774)	(\$60,857)	(\$46,477)
Miscellaneous Revenue (0349-00)	\$92,068	\$104,366	\$113,347
CORRECTIONAL INDUSTRIES (Hoskins)	\$6,988,382	\$8,006,065	\$8,552,156
Correctional Industries Betterment (0421-01)	\$6,988,382	\$8,006,065	\$8,552,156
DEPARTMENT OF AGRICULTURE (Rob)	\$45,414,311	\$46,993,288	\$49,339,028
Administration and Accounting Services (0125-01)	\$1,261,876	\$1,147,805	\$1,183,918
Agricultural Fees - Commercial Feed and Fertilizer (0332-04)	\$3,278,953	\$3,470,111	\$3,704,188
Agricultural Fees - Commercial Fisheries (0332-11)	\$268	\$2,843	\$2,968
Agricultural Fees - Dairy Inspection (0332-07)	\$557,016	\$433,131	\$66,300
Agricultural Fees - Egg Inspection (0332-09)	\$493,186	\$574,724	\$619,822
Agricultural Fees - Fresh Fruit and Vegetable Inspection (0486-00)	\$8,259,498	\$8,107,353	\$8,371,213
Agricultural Fees - Honey Advertising (0332-08)	\$32,217	\$34,663	\$36,568
Agricultural Fees - Livestock Disease Control (0332-06)	\$2,418,172	\$2,419,688	\$2,508,057
Agricultural Fees - Organic Food Products (0332-10)	\$672,050	\$707,171	\$620,890
Agricultural Fees - Pesticides (0332-05)	\$2,224,504	\$2,351,457	\$2,624,331
Agricultural Fees - Poultry Inspection (0332-12)	\$5,890	\$3,366	\$3,498
Agricultural Fees - Sheep and Goat Health (0332-03)	\$55,921	\$64,840	\$111,780
Agricultural Inspection (0330-00)	\$1,385,620	\$1,396,990	\$1,371,094
Animal Damage Control (0052-00)	\$0	\$0	\$0

- Dedicated and Federal Funds Only

Agency / Fund Name/ Fund Number / Analyst	2017	2018	2019
Commodity Indemnity (0491-01)	\$11,895,433	\$11,895,591	\$11,909,173
Facilities Maintenance (0125-02)	\$63,223	\$81,158	\$85,054
Federal Grant (0348-00)	(\$267,707)	(\$890,634)	(\$979,153)
Invasive Species (0330-13)	\$694,745	\$1,721,094	\$2,552,530
Livestock Disease Deficiency (0335-00)	\$0	\$0	\$0
Pest Control Deficiency (0331-00)	(\$209,704)	(\$140,234)	(\$129,309)
Quality Assurance Laboratory Services (0402-00)	\$174,287	\$191,204	\$229,278
Revolving Loans (0490-00)	\$262,616	\$277,862	\$292,356
Rural Econ Develop Integrated Freight Transport (0403-03)	\$2,928,933	\$3,079,677	\$3,274,608
Seed Indemnity (0491-02)	\$8,431,012	\$9,252,905	\$10,092,602
Seminars and Publications (0401-01)	\$143,471	\$158,850	\$159,744
USDA Publications (0401-02)	\$0	\$0	\$0
Weights and Measures Inspection (0330-12)	\$652,832	\$651,672	\$627,517
Wolf Control Livestock Subaccount (0053-01)	\$0	\$0	\$0
DEPARTMENT OF COMMERCE (Keith)	\$12,240,700	\$14,573,124	\$14,077,490
Federal Grant (0348-00)	(\$180,171)	(\$177,002)	(\$243,830)
Idaho Global Entrepreneurial Mission (0214-00)	\$0	\$0	\$0
Idaho Opportunity (0120-03)	\$3,390,360	\$5,100,360	\$4,331,610
Indirect Cost Recovery (0125-00)	\$82,927	\$0	\$0
Miscellaneous Revenue (0349-00)	\$60,274	\$57,007	\$57,930
Seminars and Publications (0401-00)	\$209,802	\$207,806	\$217,375
Small Business Assistance (0350-00)	\$0	\$0	\$0
Tourism and Promotion (0212-00)	\$8,677,508	\$9,384,952	\$9,714,405
DEPARTMENT OF CORRECTION (Hoskins)	\$6,035,088	\$5,633,870	\$6,396,756
Drug and Mental Health Court Supervision (0340-01)	\$29,613	\$68,817	\$50,433
Economic Recovery Reserve (0150-01)	\$6,100	\$6,910	\$6,910
Endowment Earnings Administrative (0482-70)	\$0		
Federal Grant (0348-00)	(\$224,733)	(\$250,521)	(\$353,682)
Idaho Millennium Income (0499-00)	\$0	\$0	\$0
Inmate Labor (0282-00)	\$2,427,383	\$2,877,009	\$2,636,170
Miscellaneous Revenue (0349-00)	\$2,293,164	\$1,037,848	\$1,747,590
Parolee Supervision (0284-00)	\$1,440,690	\$1,847,095	\$2,378,054
Penitentiary Endowment Income (0481-05)	\$26,336	\$46,146	(\$68,719)
Substance Abuse Treatment (0182-00)	\$36,535	\$564	\$0
Technology Infrastructure Stabilization (0128-00)			\$0
DEPARTMENT OF ENVIRONMENTAL QUALITY (Rob)	\$224,905,657	\$218,860,126	\$233,729,862
Air Quality Permitting (0186-00)	\$1,855,038	\$1,434,601	\$1,271,458
Bunker Hill Trust (0511-00)	\$30,576,911	\$30,400,088	\$29,732,096
Clean Water Revolving Loan (SCC) (0529-16)	\$110,549,240	\$99,645,800	\$119,605,177
Community Reinvestment Pilot Initiative (0184-00)	\$863,256	\$724,045	\$590,106
Department of Environmental Quality (0225-00)	\$623,692	(\$1,015,918)	\$745,492
Drinking Water Loan (0532-00)	\$46,755,953	\$53,069,798	\$47,125,965
Economic Recovery Reserve (0150-01)	\$0		
Environmental Remediation (Basin) (0201-02)	\$15,971,508	\$17,169,286	\$18,762,562
Environmental Remediation (Box) (0201-01)	\$9,061,591	\$9,128,911	\$9,218,739
Environmental Remediation -Land Transfer (0201-03)	\$7,165	\$7,271	\$7,436
Hazardous Waste Emergency (0185-00)	\$936,781	\$685,726	\$276,788
Health and Welfare Trust Account (0489-00)	\$3,611,980	\$3,535,302	\$3,293,902
Idaho Underground Storage Tank Program (0226-00)		\$242,629	\$201,857
Public Water System Supervision (0191-00)	\$1,654,571	\$1,440,471	\$1,020,541
State Highway (0260-00)	\$0	\$0	\$0
Water Pollution Control (0200-00)	\$2,437,970	\$2,392,115	\$1,877,743
DEPARTMENT OF FINANCE (Keith)	\$17,879,327	\$19,165,222	\$19,619,616
Custodial (0630-00)	\$28,414	\$40,380	\$11,573
Mortgage Recovery (0229-26)	\$2,220,599	\$2,462,075	\$2,694,140
Securities Investor Training (0325-27)	\$44,454	\$48,818	\$81,597
State Regulatory (0229-00)	\$15,585,859	\$16,613,948	\$16,832,306
DEPARTMENT OF FISH & GAME (Rob)	\$33,904,035	\$35,775,170	\$37,142,027

- Dedicated and Federal Funds Only

Agency / Fund Name/ Fund Number / Analyst	2017	2018	2019
Expendable Big Game Depredation (0055-00)	\$575,679	\$284,011	\$927,175
Fish and Game (0050-00)	\$18,824,571	\$19,500,521	\$18,903,837
Fish and Game Expendable Trust (0524-00)	\$10,096,543	\$9,739,052	\$9,764,867
Fish and Game Nonexpendable Trust (0530-00)	\$528,974	\$531,577	\$534,603
Fish and Game Set-Aside (0051-00)	\$1,628,268	\$3,470,009	\$4,761,546
Miscellaneous Revenue (0349-00)	\$0		
Nonexpendable Big Game Depredation (0531-00)	\$2,250,000	\$2,250,000	\$2,250,000
DEPARTMENT OF INSURANCE (Keith)	\$13,501,782	\$15,239,076	\$16,446,944
Arson, Fire and Fraud Prevention (0229-11)	\$1,684,981	\$1,876,071	\$1,842,205
Department of Insurance Liquidation Trust (0520-00)	\$946,781	\$797,979	\$816,097
Federal Grant (0348-00)	(\$12,643)	(\$35,203)	(\$11,567)
Idaho Immunization Dedicated Vaccine (0172-00)	\$0	\$0	\$0
Individual High Risk Reinsurance Pool (0229-13)	\$0	\$0	\$0
Insurance Administrative (0229-10)	\$10,369,663	\$12,005,229	\$13,191,210
Insurance Insolvency Administrative (0523-00)	\$100,000	\$100,000	\$100,000
Insurance Refund (0515-00)	\$40,000	\$40,000	\$40,000
Miscellaneous Revenue (0349-00)	\$0	\$0	\$0
REDUCED CIG INGTON & FF PROTECTION ENFORC (0349-35)	\$373,000	\$455,000	\$469,000
State Regulatory (0229-00)	\$0	\$0	
DEPARTMENT OF LABOR (Keith)	\$225,460,947	\$230,878,495	\$216,526,207
Employment Security Reserve (0514-03)	\$198,538,157	\$197,860,475	\$197,823,825
Employment Security Special Administration (0303-00)	\$2,077,631	\$3,544,172	\$5,941,169
Federal Grant (0348-00)	(\$1,589,935)	(\$1,078,503)	(\$1,557,288)
Labor, Wage and Hour Claims (0575-00)	\$26,285	\$34,697	\$42,197
Labor, Wage, and Hour Escrow (0577-00)	\$635	\$5,046	\$33
Miscellaneous Revenue (0349-00)	\$548,292	\$531,352	\$975,933
Special Benefit Payment (0514-31)	\$277,151	\$124,163	\$546,423
Unemployment Insurance Clearing (0514-01)	\$192,204	\$170,864	\$148,664
Unemployment Insurance Refund (0514-04)	\$4,586	\$10,130	\$11,122
Unemployment Penalty and Interest (0302-00)	\$11,672,568	\$11,812,187	\$12,594,129
Unemployment Trust (0514-02)	\$0	\$0	\$0
Workforce Development Training (0305-00)	\$13,713,373	\$17,863,912	\$0
DEPARTMENT OF LANDS (Rob)	\$177,975,143	\$223,675,261	\$193,503,506
Administration and Accounting Services (0450-00)			\$0
Capitol Permanent Endowment (0526-10)	\$80,447	\$146,886	\$203,196
Community Forestry (0495-00)	\$47,764	\$48,309	\$47,375
Department of Lands (0075-00)	\$18,029,856	\$20,266,148	\$19,279,822
Economic Recovery Reserve (0150-01)	\$44,916	\$0	
Endowment Earnings Administrative (0482-70)	\$2,404,738	\$3,260,476	\$3,018,295
Endowment Earnings Reserve (0482-00)	\$19,386,319	\$23,056,197	\$25,008,021
Federal Grant (0348-00)	\$540,945	\$414,772	\$573,929
Fire Suppression Deficiency (0076-00)	\$58,855,901	\$51,973,704	\$32,595,343
Fish and Game (0050-00)	\$0	\$0	\$0
Forest Legacy Monitoring (0349-21)	\$262,255	\$372,655	\$402,655
Indirect Cost Recovery (0125-00)	\$892,849	\$943,437	\$805,789
Land Bank (0527-00)	\$76,279,788	\$122,059,701	\$110,410,548
Miscellaneous Revenue (0349-00)	\$0	\$0	\$0
Navigable Waterways (0075-75)	\$834,057	\$810,380	\$904,788
Oil and Gas Conservation (0075-14)	\$230,175	\$322,596	\$253,394
Parks and Recreation Expendable Trust (0496-00)	\$0	\$0	\$0
Permanent Building (0365-00)	\$0	\$0	\$0
Permanent Endowment Funds (0526-00)	\$960	\$0	\$0
Planning and Development (0521-11)	\$20,914	\$0	
Public Schools Permanent Endowment (0526-01)	\$63,259	\$0	\$350
State Highway (0260-00)	\$0	\$0	\$0
DEPT - PARKS & RECREATION (Rob)	\$24,635,124	\$27,751,896	\$30,442,122
Department of Lands (0075-00)	\$0	\$0	\$0
Endowment Earnings Administrative (0482-70)		\$0	

- Dedicated and Federal Funds Only

Agency / Fund Name/ Fund Number / Analyst	2017	2018	2019
Federal Grant (0348-00)	(\$3,464,527)	(\$4,244,370)	(\$5,072,031)
Fish and Game (0050-00)	\$0	\$0	\$0
Indirect Cost Recovery (0125-00)	\$695,881	\$561,179	\$415,594
Invasive Species (0330-13)	\$0	\$0	\$0
Military Division Support (0234-00)			\$0
Miscellaneous Revenue (0349-00)	(\$151,365)	(\$117,540)	(\$140,481)
Parks and Recreation (0243-00)	\$6,364,327	\$6,844,960	\$8,249,662
Parks and Recreation Expendable Trust (0496-00)	\$3,691,628	\$5,035,231	\$4,946,468
Parks and Recreation Registration (0250-00)	\$7,925,714	\$9,686,029	\$11,346,076
Public Recreation Enterprise (0410-01)	\$3,555,421	\$3,661,391	\$4,015,155
Recreational Fuels (0247-00)	\$6,018,045	\$6,325,016	\$6,681,679
Search and Rescue (0266-00)	\$0	\$0	\$0
DEPT OF ADMINISTRATION (Jill)	\$125,820,393	\$195,853,159	\$162,616,064
Administration and Accounting Services (0450-00)	\$4,794,700	\$8,966,829	\$13,903,604
Administrative Code (0475-05)	\$621,396	\$621,904	\$219,591
Capitol Commission Operating (0481-09)	\$81,824	\$58,426	\$50,756
Capitol Maintenance Reserve (0482-79)	\$11,777	\$27,411	(\$2,172,077)
CIO Telephone Services (0450-32)		\$2,120	\$0
Employee Group Insurance (0461-00)	\$100,690,944	\$132,031,595	\$123,207,148
Federal Surplus Property Revolving (0456-00)	\$504,001	\$349,253	\$291,071
Governor's Residence (0366-00)	\$498,751	\$448,349	\$399,603
Idaho Community Foundation (0366-01)	\$169,748	\$176,721	\$188,607
Idaho Education Network (0120-05)	\$73,613	\$74,679	\$0
Industrial Administration (0300-00)			\$0
Industrial Special Indemnity (0519-00)	\$5,326,898	\$6,125,131	\$5,709,059
Miscellaneous Revenue (0349-00)		\$0	
Permanent Building (0365-00)	\$2,980,734	\$36,159,208	\$10,736,389
Retained Risk (0462-00)	\$10,066,006	\$10,811,533	\$10,082,314
DEPT OF HEALTH & WELFARE (Tatro)	\$15,686,196	(\$2,304,966)	\$19,962,549
Cancer Control (0176-00)	\$24,920	\$25,539	\$26,353
Central Tumor Registry (0181-00)	\$10,003	\$10,003	\$10,003
Children's Trust (0483-00)	\$1,498,602	\$1,581,634	\$1,574,677
Cooperative Welfare (0220-00)	(\$19,806,534)	(\$30,671,957)	(\$9,685,737)
Domestic Violence Project (0175-00)	\$511,550	\$491,746	\$400,188
Economic Recovery Reserve (0150-01)	\$326	\$326	\$326
Emergency Medical Services (0178-00)	\$1,080,723	\$1,037,927	\$1,250,816
Emergency Medical Services III (0190-00)	\$1,716,223	\$1,635,222	\$1,468,062
Endowment Earnings Administrative (0482-70)	\$0		
Health and Welfare Trust Account (0489-00)	\$5,598,464	\$6,631,093	\$7,333,459
Hospital Assessment (0219-00)	\$7,173,569	\$66,434	\$110,715
Idaho Health Insurance Access Card (0173-00)	\$2,202,397	\$0	
Idaho Immunization Dedicated Vaccine (0172-00)	\$13,985,527	\$15,567,786	\$15,593,583
Idaho Millennium Income (0499-00)	\$0	\$0	\$0
Mental Hospital Endowment Income (0481-07)	\$156,376	\$132,013	\$249,837
Miscellaneous Revenue (0349-00)			\$5,100
Prevention of Minors' Access to Tobacco (0174-00)	\$6,699	\$600	\$8,180
Rural Physician Incentive (0349-20)	\$1,057,362	\$765,965	\$1,044,997
State Hospital North Endowment Income (0481-26)	\$196,178	\$109,098	\$98,291
Technology Infrastructure Stabilization (0128-00)			\$336,716
TSE Registry (0192-00)	\$273,809	\$311,605	\$136,984
DEPT OF WATER RESOURCES (Rob)	\$46,178,263	\$50,501,894	\$74,234,447
Administration and Accounting Services (0125-01)			\$0
Aquifer Planning and Management (0129-00)	\$1,278,747	\$1,233,479	\$1,439,733
Custodial (0630-00)	\$91,839	\$91,839	\$90,939
Economic Recovery Reserve (0150-01)	\$0		
Federal Grant (0348-00)	(\$79,706)	\$881	(\$42,942)
Indirect Cost Recovery (0125-00)	\$345,266	\$423,287	\$405,480
Miscellaneous Revenue (0349-00)	\$473,239	\$450,337	\$564,463

- Dedicated and Federal Funds Only

Agency / Fund Name/ Fund Number / Analyst	2017	2018	2019
Northern Idaho Adjudication (0337-01)	\$41,783	\$46,659	\$80,676
Revolving Loans (0490-00)	\$24,649,927	\$21,662,414	\$49,904,745
2nd Aquifer Planning, Management, & Implementation (0129-01)	\$18,459,951	\$25,684,783	\$20,839,565
Technology Infrastructure Stabilization (0128-00)			\$0
Water Administration (0229-21)	\$595,202	\$533,411	\$575,211
Water Resources Adjudication (0337-00)	\$7,874	\$8,565	\$9,544
Water Rights Enforcement (0229-22)	\$314,140	\$366,238	\$367,032
DIV - FINANCIAL MANAGEMENT (Maggie)	\$33,857	\$91,757	\$133,872
Indirect Cost Recovery (0125-00)	\$0	\$0	\$0
Miscellaneous Revenue (0349-00)	\$33,857	\$91,757	\$133,872
DIV OF BUILDING SAFETY (Christine)	\$13,305,751	\$15,606,238	\$18,237,383
Custodial (0630-00)	\$0		
Democracy (0348-27)			\$22,317
Federal Grant (0348-00)	\$193,503	\$103,833	\$71,344
Miscellaneous Revenue/ Industrial Safety (0349-10)	\$147,164	\$181,636	\$163,169
Miscellaneous Revenue/ Logging (0349-11)	\$26,855	\$19,668	(\$34,879)
Miscellaneous Revenue/ School Security Assessment (0349-36)	\$37,025	\$49,517	\$60,630
State Regulatory (0229-00)	\$12,901,205	\$15,251,584	\$17,954,803
DIVISION OF HUMAN RESOURCES (Robyn)	\$2,193,021	\$2,251,926	\$2,740,388
Division of Human Resources (0475-12)	\$2,193,021	\$2,251,926	\$2,740,388
Professional Services (0475-00)	\$0	\$0	\$0
DIVISION OF VETERANS SERVICES (Tatro)	\$34,324,424	\$25,223,667	\$27,852,114
Endowment Earnings Administrative (0482-70)	\$0		\$0
Endowment Income (0481-00)			\$0
Federal Grant (0348-00)	\$7,106,433	\$480,005	\$1,389,450
Health and Welfare Trust Account (0489-00)	\$118,361	\$172,431	\$140,202
Miscellaneous Revenue (0349-00)	\$5,970,107	\$3,977,752	\$6,210,568
Veterans Cemetery Maintenance (0211-00)	\$181,536	\$159,108	\$216,097
Veterans Home Endowment Income (0481-24)	\$161,791	\$184,426	\$169,822
Veterans Recognition Fund (0123-00)	\$20,642,445	\$20,097,659	\$19,587,001
Veterans Recognition Income (0123-01)	\$0	\$0	\$0
Veterans Support (0213-00)	\$143,751	\$152,285	\$138,974
EASTERN IDAHO HEALTH DISTRICT VII (Tatro)	\$74,833	\$181,685	\$325,565
Idaho Millennium Income (0499-00)	\$0	\$0	\$0
Joint Exercise of Powers (0625-00)	\$0		
Public Health Trust (0290-00)	\$74,833	\$181,685	\$325,565
EASTERN IDAHO TECH COLLEGE (Janet)	\$2,619,069	\$478,716	\$0
Restricted (0660-00)	\$235,949	\$139,528	\$0
Unrestricted (0650-00)	\$2,383,120	\$339,188	\$0
ENDOWMENT FND INVESTMENT BD (Rob)	\$817,106,987	\$782,661,376	\$744,634,143
Agricultural College Endowment Income (0481-02)	\$0	\$0	\$0
Capitol Maintenance Reserve (0482-79)	\$271,064	\$351,647	\$437,207
Capitol Permanent Endowment (0526-10)	\$15,938,841	\$16,299,188	\$17,228,968
Charitable Institutions Endowment Income (0481-03)	\$0	\$0	\$0
Endowment Earnings Administrative (0482-70)	(\$368,759,076)	(\$405,461,121)	(\$442,172,380)
Endowment Earnings Reserve (0482-00)	\$434,696,551	\$434,431,475	\$430,787,056
Fish and Game Expendable Trust (0524-00)	\$3,019,826	\$3,019,826	\$3,019,826
Mental Hospital Endowment Income (0481-07)	\$0	\$0	\$0
Miscellaneous Revenue (0349-00)	\$696,409	\$354,705	(\$57,377)
Normal School Endowment Income (0481-04)	\$0	\$0	\$0
Penitentiary Endowment Income (0481-05)	\$0	\$0	\$0
Permanent Endowment Funds (0526-00)	\$229,235,547	\$229,407,286	\$229,803,742
Public Schools Other Income (0481-10)	\$0	\$0	\$0
Public Schools Permanent Endowment (0526-01)	\$502,007,824	\$504,258,371	\$505,587,101
School for the Deaf and the Blind (Endowment) (0481-22)	\$0	\$0	\$0
Scientific School Endowment Income (0481-06)	\$0	\$0	\$0
State Hospital North Endowment Income (0481-26)	\$0	\$0	\$0
State Juvenile Corrections Center Endowment Income (0481-29)	\$0	\$0	\$0

- Dedicated and Federal Funds Only

Agency / Fund Name/ Fund Number / Analyst	2017	2018	2019
University Endowment Income (0481-08)	\$0	\$0	\$0
Veterans Home Endowment Income (0481-24)	\$0	\$0	\$0
HISPANIC COMMISSION (Jill)	\$9,886	\$45,508	\$58,374
Federal Grant (0348-00)	(\$6,284)	(\$3,373)	(\$1,403)
Miscellaneous Revenue (0349-00)	\$16,170	\$48,881	\$59,777
HOUSE OF REPRESENTATIVES (Paul)	\$5,217,867	\$3,380,131	\$2,773,456
Constitutional Defense (0151-00)	\$1,799,184	\$1,799,184	\$1,311,989
Legislative Capitol Facilities (0365-04)	\$906,113	\$884,120	\$903,694
Legislative Legal Defense (0060-08)	\$2,512,570	\$696,827	\$557,773
ID DIVISION OF CAREER TECHNICAL EDUCATION (Janet)	(\$4,930,668)	(\$4,797,085)	(\$4,921,748)
Ag & Natural Resource Education Program Start-Up (0349-61)	\$757	\$766	\$1
Displaced Homemaker (0218-00)	(\$13,535)	(\$45,464)	(\$69,584)
Federal Grant (0348-00)	(\$5,471,600)	(\$5,064,577)	(\$4,850,883)
Hazardous Materials/Waste Enforcement (0274-00)	\$52,629	\$51,125	\$47,970
Miscellaneous Revenue (0349-00)	(\$51,728)	(\$192,552)	(\$429,928)
Motorcycle Safety Program (0319-01)	\$602,005	\$502,812	\$520,675
Quality Program Standard Incentive Grant (0349-60)	\$0	\$0	\$0
Seminars and Publications (0401-00)	(\$49,195)	(\$49,195)	(\$140,000)
IDAHO COMMISSION FOR LIBRARIES (Jill)	\$279,742	\$350,202	\$226,862
Federal Grant (0348-00)	\$29,673	\$103,316	(\$43,690)
Library Improvement (0304-00)	\$202,938	\$207,255	\$223,817
Miscellaneous Revenue (0349-00)	\$47,131	\$39,631	\$46,735
IDAHO COMMISSION ON AGING (Jill)	(\$216,269)	(\$298,573)	(\$343,593)
American Reinvestment (0346-00)	\$0	\$0	\$0
Federal Grant (0348-00)	(\$216,269)	(\$298,573)	(\$343,593)
IDAHO PUBLIC TELEVISION 1982 (Jill)	\$65,548	(\$21,804)	(\$225,773)
Economic Recovery Reserve (0150-01)	\$0	\$0	\$0
Federal Grant (0348-00)	\$0	(\$103,348)	(\$247,717)
Miscellaneous Revenue (0349-00)	\$65,548	\$81,544	\$21,942
Technology Infrastructure Stabilization (0128-00)			\$1
IDAHO STATE INDEPENDENT LIVING COUNCIL (Jill)	\$255,707	\$275,326	\$273,402
Federal Grant (0348-00)	\$4,837	\$4,837	\$4,837
State Independent Living Council (0291-00)	\$0	\$0	\$0
State Independent Living Council (Ded) (0291-02)	\$250,870	\$270,489	\$268,565
IDAHO STATE LOTTERY (Maggie)	\$47,217,643	\$53,307,607	\$59,544,014
State Lottery (0419-00)	\$47,217,643	\$53,307,607	\$59,544,014
IDAHO STATE POLICE (Christine)	\$17,762,166	\$19,856,628	\$20,473,150
Alcohol Beverage Control (0254-00)	\$2,864,531	\$3,118,523	\$3,308,089
American Reinvestment (0346-00)	\$7	\$7	\$0
Consumer Protection (0349-04)	\$0		
Drug & DWUI Enforcement Donation (0273-00)	\$1,724,885	\$1,768,272	\$1,819,953
Economic Recovery Reserve (0150-01)	\$9	\$91,881	\$91,881
Federal Grant (0348-00)	\$452,239	\$636,662	\$335,431
Hazardous Materials/Waste Enforcement (0274-00)	\$663,298	\$535,549	\$468,379
Idaho Law Enforcement (0264-00)	\$2,183,743	\$2,027,528	\$2,000,315
Idaho Law Enforcement (Project Choice) (0264-01)	\$2,184,267	\$2,447,077	\$2,862,495
Idaho Law Enforcement Telecommunications (0275-00)	\$1,386,723	\$1,615,165	\$2,023,191
Idaho Millennium Income (0499-00)	\$0	\$0	
Miscellaneous Revenue (0349-00)	\$5,307,520	\$6,175,496	\$6,193,420
Peace Officers Training (0272-00)	\$797,068	\$1,024,653	\$946,303
Search and Rescue (0266-00)	\$105,306	\$186,053	\$184,843
State Victim Notification (0255-00)	\$406	\$125,000	\$120,000
Winery Shipper Permit -ABC (0349-40)	\$92,163	\$104,763	\$118,850
IDAHO STATE RACING COMMISSION (Christine)	\$959,711	\$725,101	\$648,951
Custodial (0630-00)	\$50,000	\$0	
Pari-Mutuel Distribution (0485-00)	\$502,738	\$382,900	\$381,152
Public School Income (0481-01)	\$0	\$0	\$0
State Regulatory (0229-00)	\$406,972	\$342,202	\$267,799

- Dedicated and Federal Funds Only

Agency / Fund Name/ Fund Number / Analyst	2017	2018	2019
IDAHO STATE UNIVERSITY (Janet)	\$1,126,775	\$1,369,741	(\$1,910,541)
Charitable Institutions Endowment Income (0481-03)	\$43,402	\$44,631	\$46,766
Economic Recovery Reserve (0150-01)	\$0		
Endowment Earnings Administrative (0482-70)	\$0		
HESF Strategic Interest CU (0149-01)	\$838,650	\$1,684,042	\$3,165,984
Normal School Endowment Income (0481-04)	\$27,083	\$28,679	\$31,376
Restricted (0660-00)	\$0	\$0	\$0
Unrestricted (0650-00)	\$217,640	(\$387,611)	(\$5,154,668)
IDAHO TRANSPORTATION DEPT (Christine)	(\$3,576,483)	(\$10,661,124)	(\$98,860,440)
Abandoned Vehicle (0277-00)	\$77,549	\$78,312	\$78,270
Capitol Maintenance Reserve (0482-79)	\$0	\$0	\$0
Consumer Asset Recovery (0268-00)	\$1,296,899	\$1,650,960	\$2,033,918
Department of Lands (0075-00)	\$0	\$0	\$0
Driver's Training (0319-00)	\$0	\$0	\$0
Emergency Medical Services (0178-00)	\$0	\$0	\$0
Emergency Medical Services III (0190-00)	\$0	\$0	\$0
Fish and Game Set-Aside (0051-00)	\$0	\$0	\$0
Hazardous Materials/Waste Enforcement (0274-00)	\$0	\$0	\$0
Highway Distribution (0261-00)	\$0	\$0	\$0
Highway Distribution 60/40 (0261-01)	\$0	\$0	\$0
Idaho Law Enforcement (0264-00)	\$0	\$0	\$0
Idaho Law Enforcement (Project Choice) (0264-01)	\$0	\$0	\$0
ITD - Garvee Debt Service (0375-00)	\$41,873,418	\$43,004,977	\$45,087,737
ITD - Garvee Projects (0374-00)	\$0	\$0	\$9,799
Local Bridge Inspection (0259-03)	\$192,185	\$169,407	\$138,661
Local Highway Distribution (0259-01)	\$42,836,713	\$43,019,832	\$45,470,752
Local Highway Trust (0513-00)	\$1,912,519	\$888,611	\$929,602
Miscellaneous Revenue (0349-00)	\$0	\$0	\$0
Motor Vehicle Trust (0576-00)	\$4,470,813	\$4,391,176	\$4,677,882
Motorcycle Safety Program (0319-01)	\$0	\$0	\$0
Organ Donation Contribution (0256-00)			\$5,645
Parks and Recreation (0243-00)	\$0	\$0	\$0
Parks and Recreation Registration (0250-00)	\$0	\$0	\$0
Plate Manufacturing (0262-00)	\$450,069	\$829,482	\$1,489,018
Railroad Grade Crossing Protection (0259-04)	\$1,209,559	\$977,531	\$1,060,975
Search and Rescue (0266-00)	\$0	\$0	\$0
State Aeronautics (0221-00)	\$1,339,519	\$1,509,252	\$1,498,774
State Highway (0260-00)	(\$99,224,763)	(\$109,078,727)	(\$205,821,382)
Strategic Initiatives Program - Dedicated (0270-02)	(\$10,963)	\$277,025	(\$116,074)
Strategic Initiatives Program - Local (0270-05)		\$18,051	\$22,348
Tourism and Promotion (0212-00)	\$0	\$0	\$0
Transportation Expansion and Congestion Mitigation (0269-02)		\$1,602,987	\$4,573,636
Veterans Cemetery Maintenance (0211-00)	\$0	\$0	\$0
Veterans Support (0213-00)	\$0	\$0	\$0
IDAHO WOLF DEPREDATION CONTROL BOARD (Rob)	\$743,927	\$607,834	\$533,966
Idaho Millennium Income (0499-00)			\$0
Wolf Control Livestock Subaccount (0053-01)	\$94,290	\$110,910	\$111,469
Wolf Control Secondary (0053-04)	\$0	\$11,358	\$14,721
Wolf F&G Transfer Sub (0053-02)	\$107,191	\$102,198	\$27,044
Wolf Other Money (0053-03)	\$542,446	\$383,368	\$380,733
INDUSTRIAL COMMISSION (Maggie)	\$20,748,537	\$21,688,425	\$23,226,865
Crime Victims Compensation (0313-00)	\$1,741,050	\$2,098,507	\$2,609,740
Federal Grant (0348-00)	\$0	\$0	\$0
Industrial Administration (0300-00)	\$17,674,431	\$18,153,669	\$19,017,457
Industrial Special Indemnity (0519-00)	\$0	\$0	\$0
Miscellaneous Revenue (0349-00)	\$129,796	\$133,738	\$147,693
Peace Officer and Detention Officer Temporary Disability (0312-00)	\$1,203,259	\$1,302,512	\$1,451,974
JUDICIAL BRANCH (Hoskins)	\$61,353,570	\$63,912,909	\$63,244,058

- Dedicated and Federal Funds Only

Agency / Fund Name/ Fund Number / Analyst	2017	2018	2019
Court Technology (0314-00)	\$5,498,884	\$7,217,124	\$5,958,622
Drug Court, Mental Health Court and Family Court Services (0340-00)	\$2,759,509	\$3,286,553	\$3,709,549
Economic Recovery Reserve (0150-01)	\$931	\$931	\$931
Federal Grant (0348-00)	\$485,137	\$623,375	\$658,014
Guardian Ad Litem (0239-00)	\$548	\$1	\$1
Guardianship Pilot Project (0341-00)	\$492,856	\$525,188	\$515,290
Judges' Retirement (0560-00)	\$49,282,842	\$49,282,842	\$49,282,842
Miscellaneous Revenue (0349-00)	\$84,432	\$132,348	\$165,416
Senior Magistrate Judges (0347-00)	\$1,661,805	\$1,721,053	\$1,729,312
Substance Abuse Treatment (0182-00)	\$1,086,626	\$1,123,495	\$1,224,081
Technology Infrastructure Stabilization (0128-00)			\$0
JUVENILE CORRECTIONS (Hoskins)	\$3,856,177	\$3,851,992	\$4,408,278
Custodial (0630-00)	\$5,558	\$12,551	\$9,984
Endowment Earnings Administrative (0482-70)	\$0		
Federal Grant (0348-00)	\$598,240	\$190,761	\$386,753
Idaho Millennium Income (0499-00)	\$0	\$0	\$0
Juvenile Corrections - Cigarette/Tobacco Tax (0188-01)	\$1,061,382	\$1,073,494	\$1,076,098
Juvenile Corrections (0188-00)	\$239,357	\$258,972	\$240,109
Miscellaneous Revenue (0349-00)	\$1,884,591	\$2,118,482	\$2,277,797
State Juvenile Corrections Center Endowment Income (0481-29)	\$67,048	\$197,732	\$417,537
LAVA HOT SPRINGS FOUNDATION (Rob)	\$2,377,988	\$3,306,340	\$4,364,573
Lava Hot Springs Capital Improvement (0410-04)	\$1,647,690	\$1,662,771	\$2,381,929
Lava Hot Springs Foundation (0410-03)	\$730,298	\$1,643,569	\$1,982,644
LEGISLATIVE SERVICES (Paul)	\$13,414	\$352,163	\$311,064
Budget Stabilization (0150-00)	\$273	\$273	\$273
HESF (0149-00)		\$0	
Legislative Capitol Facilities (0365-04)	\$400,841	\$406,652	\$415,885
Miscellaneous Revenue (0349-00)	\$257,929	\$207,155	\$180,624
Professional Services (0475-00)	(\$645,629)	(\$261,918)	(\$285,717)
Technology Infrastructure Stabilization (0128-00)			\$0
LEWIS-CLARK STATE COLLEGE (Janet)	(\$9,272,059)	(\$986,856)	(\$621,025)
Endowment Earnings Administrative (0482-70)	\$0		
HESF Strategic Interest CU (0149-01)	\$298,384	\$495,956	\$828,958
Idaho Millennium Income (0499-00)	\$0		
LCSC Payroll (0651-00)	(\$9,408,148)	(\$1,303,750)	(\$1,545,339)
Normal School Endowment Income (0481-04)	\$53,318	\$54,625	\$56,757
Unrestricted (0650-00)	(\$215,612)	(\$233,686)	\$38,599
MILITARY DIVISION (Christine)	\$49,533,631	\$5,930,400	(\$44,118,491)
Administration and Accounting Services (0450-00)	\$717,925	\$817,168	\$1,035,439
Disaster Emergency (0231-00)	\$3,775,792	\$2,595,932	\$2,090,346
Economic Recovery Reserve (0150-01)	\$0	\$0	\$0
Emergency Relief Fund - Federal (0232-08)		\$0	\$0
Emergency Relief Fund - State (0232-01)	(\$3,382)	(\$11,238,468)	(\$24,695,250)
Emergency Relief Fund (0232-00)	\$50,000,000	\$50,000,000	\$50,000,000
Federal Grant (0348-00)	(\$12,478,546)	(\$45,147,204)	(\$82,824,174)
Governor's Emergency (0230-00)	\$0	\$0	\$0
Governors Inaugural Fund (Military) (0349-84)			\$8,868
Hazardous Substance Emergency Response (0100-00)	\$5,024	(\$26,764)	(\$28,861)
Idaho Emergency Communications (0275-02)	\$7,010,141	\$8,271,753	\$9,239,033
Indirect Cost Recovery (0125-00)	\$434,710	\$403,477	\$330,168
Miscellaneous Revenue (0349-00)	\$71,968	\$254,505	\$725,939
NORTH CENTRAL HEALTH DISTRICT II (Tatro)	\$260,196	\$471,402	\$372,531
Idaho Millennium Income (0499-00)	\$0	\$0	\$0
Joint Exercise of Powers (0625-00)	\$0		
Public Health Trust (0290-00)	\$260,196	\$471,402	\$372,531
OFFICE OF BRD OF EDUCATION (Janet)	\$31,673,034	\$28,538,139	\$36,564,995
Community College (0506-00)	\$0	\$0	\$0
Federal Grant (0348-00)	\$8,879,504	\$6,701,931	\$14,264,250

- Dedicated and Federal Funds Only

Agency / Fund Name/ Fund Number / Analyst	2017	2018	2019
HESF Community College Startup (0149-04)	\$40,306	\$51,313	\$52,478
HESF Surplus Stabilization CC (0149-03)	\$628,009	\$637,115	\$651,580
HESF Surplus Stabilization CU (0149-02)	\$1,394,555	\$1,414,774	\$1,446,895
Indirect Cost Recovery (0125-00)	\$452,277	\$469,424	\$464,764
Miscellaneous Revenue (0349-00)	\$309,821	\$254,607	\$562,076
Opportunity Scholarship Program (0403-05)	\$19,574,416	\$18,544,185	\$18,618,388
Public Charter School Authorizers (0325-33)	\$394,087	\$464,728	\$504,501
Rural Physician Incentive (0349-20)	\$60	\$61	\$62
OFFICE OF DRUG POLICY (Janet)	\$704,826	\$452,519	(\$515,788)
Federal Grant (0348-00)	\$694,876	\$448,133	(\$520,068)
Idaho Millennium Income (0499-00)		\$0	\$0
Miscellaneous Revenue (0349-00)	\$9,950	\$4,386	\$4,280
OFFICE OF ENERGY AND MINERAL RESOURCES (Maggie)	\$4,248,246	\$4,106,568	\$4,089,745
Federal Grant (0348-00)	(\$11,932)	\$1,662	\$1,662
Indirect Cost Recovery (0125-00)	\$4,022	\$118	\$192
Miscellaneous Revenue (0349-00)	\$29,668	\$29,668	\$27,026
Petroleum Price Violation (0494-00)	\$3,290,406	\$3,243,955	\$3,261,430
Renewable Energy Resources (0199-00)	\$936,081	\$831,165	\$799,436
OFFICE OF INFORMATION TECHNOLOGY SERV (Robyn)			\$486,920
Administration and Accounting Services (0450-00)			\$377,028
CIO Telephone Services (0450-32)			\$105,921
Technology Infrastructure Stabilization (0128-00)			\$3,971
OFFICE OF SPECIES CONSERVATION (Rob)	\$2,212,638	(\$193,135)	(\$464,819)
Economic Recovery Reserve (0150-01)	\$75,377	\$73,769	\$73,769
Federal Grant (0348-00)	\$2,078,190	(\$322,565)	(\$594,215)
Miscellaneous Revenue (0349-00)	\$59,070	\$55,661	\$55,627
OFFICE OF THE GOVERNOR (Maggie)	\$2,165,906	\$2,192,992	\$2,244,293
Economic Recovery Reserve (0150-01)			\$11,986
Governor's Emergency (0230-00)	\$83,744	\$83,744	\$83,744
INEEL Settlement (0497-00)	\$2,074,936	\$2,102,022	\$2,140,899
Miscellaneous Revenue (0349-00)	\$7,225	\$7,225	\$7,664
OUTFITTERS AND GUIDES (Christine)	\$473,052	\$545,270	\$534,242
State Regulatory (0229-00)	\$473,052	\$545,270	\$534,242
PANHANDLE HEALTH DISTRICT I (Tatro)	\$149,767	\$481,413	\$244,359
Cooperative Welfare (0220-00)	\$0	\$0	\$0
Idaho Millennium Income (0499-00)	\$0	\$0	\$0
Joint Exercise of Powers (0625-00)	\$0		
Public Health Trust (0290-00)	\$149,767	\$481,413	\$244,359
PUB EMPLOYEE RETIREMENT SYS (Maggie)	\$2,415,318	\$8,552,089	\$9,103,463
Judges' Retirement (0560-00)	\$291,864	\$537,106	\$546,168
PERSI - Retiree Medical Insurance (0550-03)	\$53,684	\$75,468	\$74,672
PERSI Administrative (0550-01)	\$276,767	\$127,513	\$177,474
PERSI Special (0550-02)	\$1,793,003	\$7,812,002	\$8,305,149
PUBLIC UTILITIES COMM (Maggie)	\$5,860,065	\$5,293,915	\$2,551,673
Federal Grant (0348-00)	(\$55,752)	(\$51,515)	(\$63,376)
Indirect Cost Recovery (0125-00)	\$47,349	\$6,318	\$32,335
Public Utilities Commission (0229-20)	\$5,868,468	\$5,339,111	\$2,582,713
REAL ESTATE COMMISSION (Christine)	\$2,614,099	\$2,647,107	\$2,800,385
Real Estate Recovery (0517-00)	\$20,000	\$20,000	\$20,000
State Regulatory (0229-00)	\$2,594,099	\$2,627,107	\$2,780,385
SECRETARY OF STATE (Maggie)	\$29,663	\$28,501	\$2,594,328
Democracy (0348-27)	(\$0)	(\$0)	\$2,565,922
Miscellaneous Revenue (0349-00)	\$29,663	\$28,501	\$28,406
Technology Infrastructure Stabilization (0128-00)			\$0
SENATE (Paul)	\$3,359,510	\$1,522,563	\$1,416,865
Legislative Capitol Facilities (0365-04)	\$922,906	\$898,513	\$876,323
Legislative Legal Defense (0060-08)	\$2,436,605	\$624,050	\$540,542
SOIL AND WATER CONSERVATION COMMISSION (Rob)	\$7,027,455	\$6,745,236	\$6,973,916

- Dedicated and Federal Funds Only

Agency / Fund Name/ Fund Number / Analyst	2017	2018	2019
Administration and Accounting Services (0450-00)	\$10,389	\$24,912	\$25,608
Clean Water Revolving Loan (SCC) (0529-16)	\$45,289	\$29,777	\$17,989
Economic Recovery Reserve (0150-01)	\$0		
Federal Grant (0348-00)		\$34,213	(\$22,323)
Resource Conservation and Rangeland Development (0522-00)	\$6,971,777	\$6,656,334	\$6,952,643
SOUTH CENTRAL PUBLIC HEALTH DISTRICT V (Tatro)	\$358,178	\$862,376	\$578,397
Idaho Millennium Income (0499-00)	\$0	\$0	\$0
Joint Exercise of Powers (0625-00)			\$0
Public Health Trust (0290-00)	\$358,178	\$862,376	\$578,397
SOUTHEAST HEALTH DISTRICT VI (Tatro)	\$516,268	\$850,470	\$847,531
Cooperative Welfare (0220-00)	\$0	\$0	\$0
Idaho Millennium Income (0499-00)	\$0	\$0	\$0
Public Health Trust (0290-00)	\$516,268	\$850,470	\$847,531
SOUTHWEST HEALTH DISTRICT III (Tatro)	\$105,670	\$331,798	\$15,456
Idaho Millennium Income (0499-00)	\$0	\$0	\$0
Joint Exercise of Powers (0625-00)	\$0		
Public Health Trust (0290-00)	\$105,670	\$331,798	\$15,456
STATE APPELLATE PUBLIC DEFENDER (Hoskins)	\$23,941	\$0	
Miscellaneous Revenue (0349-00)	\$23,941	\$0	
STATE BOARD OF ACCOUNTANCY (Christine)	\$636,912	\$622,955	\$632,494
State Regulatory (0229-00)	\$636,912	\$622,955	\$632,494
STATE BOARD OF DENTISTRY (Maggie)	\$1,023,883	\$620,379	\$1,045,850
State Regulatory (0229-00)	\$1,023,883	\$620,379	\$1,045,850
STATE BOARD OF MEDICINE (Maggie)	\$3,571,431	\$3,760,147	\$3,879,525
State Regulatory (0229-00)	\$3,571,431	\$3,760,147	\$3,879,525
STATE BOARD OF NURSING (Maggie)	\$2,649,252	\$2,954,962	\$3,030,684
State Regulatory (0229-00)	\$2,649,252	\$2,954,962	\$3,030,684
STATE BOARD OF PHARMACY (Maggie)	\$2,360,204	\$2,611,378	\$2,984,532
State Regulatory (0229-00)	\$2,360,204	\$2,611,378	\$2,984,532
STATE CONTROLLER (Maggie)	(\$282,370)	\$18,400,866	\$39,922,907
Business Information Infrastructure (0126-00)		\$18,552,570	\$38,843,727
Data Processing Services (0480-00)	(\$283,948)	(\$152,902)	\$1,076,449
Indirect Cost Recovery (0125-00)	\$0	\$0	\$0
Miscellaneous Revenue (0349-00)	\$1,578	\$1,198	\$2,731
Public Schools Permanent Endowment (0526-01)		\$0	\$0
STATE HISTORICAL SOCIETY (Jill)	(\$1,438,653)	\$2,927,183	\$3,032,137
Archaeological Survey Act (0318-00)	\$0	\$0	\$0
Capitol Commission Operating (0481-09)	\$17,641	\$71,063	\$121,219
Economic Recovery Reserve (0150-01)	\$0	\$0	\$0
Federal Grant (0348-00)	\$350,402	\$220,202	\$378,432
Miscellaneous Revenue (0349-00)	(\$1,843,412)	\$2,557,784	\$2,459,827
Records Management Service (0450-75)	\$36,716	\$78,134	\$72,658
STATE INSURANCE FUND (Keith)	\$29,691,428	\$33,086,946	\$25,561,704
Miscellaneous Revenue (0349-00)	\$0		
Petroleum Clean Water Trust (0130-00)	\$806,879	\$591,122	\$858,662
State Insurance (0424-00)	\$28,884,549	\$32,495,823	\$24,703,042
STATE LIQUOR DIVISION (Maggie)	\$14,161,345	\$17,351,720	\$21,574,747
Drug Court, Mental Health Court and Family Court Services (0340-00)	\$0	\$0	\$0
Liquor Control (0418-00)	\$14,161,345	\$17,351,720	\$21,574,747
STATE TAX COMMISSION (Keith)	\$59,150,004	\$69,943,550	\$71,631,207
Administration and Accounting (0338-01)	\$39,706	\$51,953	\$127,945
Administration Services for Transportation (0338-02)	\$1,202,091	\$1,202,780	\$1,600,497
Cancer Control (0176-00)	\$0	\$0	\$0
Central Tumor Registry (0181-00)	\$0	\$0	\$0
Children's Trust (0483-00)	\$0	\$0	\$0
Cigarette, Tobacco and Lottery Income Taxes (0481-54)	\$0	\$0	\$0
Consumer Protection (0349-04)	\$0		
Cooperative Welfare (0220-00)	\$0	\$0	\$0

- Dedicated and Federal Funds Only

Agency / Fund Name/ Fund Number / Analyst	2017	2018	2019
County Circuit Breaker (0502-03)	\$0	\$13,308	\$0
Custodial (0630-00)	\$753,345	\$777,529	\$825,425
Demonstration Pilot Program (0502-08)	\$253,732	\$7,273,415	\$7,283,756
Department of Lands (0075-00)	\$0	\$0	\$0
Election Consolidation Sales Tax (0502-09)	\$1,131,425	\$1,151,680	\$1,184,831
Estate Tax (0507-00)	\$0	\$0	\$0
Federal Grant (0348-00)	\$0	\$0	\$0
Fish and Game Set-Aside (0051-00)	\$0	\$0	\$0
Highway Distribution (0261-00)	\$0	\$0	\$0
Idaho Emergency Communications (0275-02)	\$0	\$0	\$0
ITD - Garvee Debt Service (0375-00)	\$0	\$0	\$0
Juvenile Corrections - Cigarette/Tobacco Tax (0188-01)	\$0	\$0	\$0
Local Bridge Inspection (0259-03)	\$0	\$0	\$0
Local Economic Development IC47 (0307-00)	\$29,811	\$19,851	\$19,851
Local Highway Distribution (0259-01)	\$0	\$0	\$0
Motor Fuels Distribution (0267-00)	\$3,356,329	\$3,235,039	\$1,172,044
Motor Fuels Distribution (Registration) (0267-02)	\$0	\$0	\$0
Motor Fuels Distribution IFTA Carriers (0267-03)	\$0	\$0	\$0
Motor Fuels Distribution IFTA Jurisdiction (0267-04)	\$0	\$0	\$0
Multistate Tax Compact (0276-00)	\$262,552	\$231,328	\$283,425
Oil and Gas Conservation (0075-14)	\$0	\$0	\$0
Opportunity Scholarship Program (0403-05)	\$0	\$0	\$0
Permanent Building (0365-00)	\$0	\$0	\$0
Petroleum Clean Water Trust (0130-00)	\$0	\$0	\$0
Public School Income (0481-01)	\$0	\$0	\$0
Railroad Grade Crossing Protection (0259-04)	\$0	\$0	\$0
Recreational Fuels (0247-00)	\$0	\$0	\$0
Revenue Sharing (0502-01)	\$48,223,827	\$51,941,163	\$55,085,767
Sales Tax Ag Property Relief (0502-06)	\$2,121,776	\$2,121,776	\$2,121,776
Sales Tax Distribution Reserve Account (0502-11)	\$6,792	\$30,532	\$86,567
Sales Tax Personal Prop Tax Replace (0502-05)	\$0	\$0	\$0
Sales Tax Transportation Dist (0502-12)		\$0	\$0
Search and Rescue (0266-00)	\$0	\$0	\$0
2nd Aquifer Planning, Management, & Implementation (0129-01)	\$0	\$0	\$0
Seminars and Publications (0401-00)	\$184,506	\$213,269	\$248,042
State Aeronautics (0221-00)	\$0	\$0	\$0
State Highway (0260-00)	\$0	\$0	\$0
Substance Abuse Treatment (0182-00)	\$0	\$0	\$0
Tax Commission Refunds (0516-00)	\$1,584,113	\$1,679,928	\$1,591,281
Tourism and Promotion (0212-00)	\$0	\$0	\$0
Transportation Expansion and Congestion Mitigation (0269-02)		\$0	\$0
Veterans Support (0213-00)	\$0	\$0	\$0
Water Pollution Control (0200-00)	\$0	\$0	\$0
Winery Shipper Permit -ABC (0349-40)	\$0	\$0	\$0
STATE TREASURER (Maggie)	\$50,277,148	\$56,858,184	\$63,239,122
Abandoned Property - Escheat Trust (0518-02)	\$117,386	\$117,386	\$0
Abandoned Property Trust - Unclaimed Property (0518-01)	\$250,000	\$454,185	\$250,000
Idaho Millennium (0540-00)	\$33,584,086	\$37,494,351	\$41,028,370
Idaho Millennium Income (0499-00)	\$3,147,734	\$4,116,869	\$5,451,968
Idaho Millennium Permanent (0545-00)	\$12,346,744	\$13,956,861	\$15,852,592
Scholarship (0505-00)	\$248,238	\$251,498	\$259,386
State Treasurer LGIP (0475-06)	\$61,841	\$61,113	\$135,498
Treasurer's Office - Professional Services (0475-07)	\$521,119	\$405,922	\$261,308
STATE TREASURER CONTROL (Maggie)	(\$2,065,868,408)	(\$2,344,677,568)	(\$2,390,562,855)
Capitol Commission Operating (0481-09)	\$3,509	\$0	
Custodial (0630-00)	\$78,961	\$16,072	\$69,757
Idaho Bond Bank Guaranty (0294-00)	\$14,644	\$17,624	\$19,539
Idle Pool (0624-00)	(\$2,066,287,567)	(\$2,345,023,077)	(\$2,390,944,462)

- Dedicated and Federal Funds Only

Agency / Fund Name/ Fund Number / Analyst	2017	2018	2019
Joint Exercise of Powers (0625-00)	\$0	\$0	\$0
Municipal Bond Bank Authority Admin (0292-01)	\$322,044	\$311,814	\$292,311
STEM ACTION CENTER (Janet)	\$1,023,415	\$238,229	\$560,470
Miscellaneous Revenue (0349-00)	\$10,137	\$0	\$0
STEM Education (0240-00)	\$1,013,278	\$238,229	\$560,470
SUPT OF PUBLIC INSTRUCTION (DPT OF EDUC) (Robyn)	\$123,265,518	\$103,492,097	\$130,414,172
Bond Levy Equalization (0315-02)	\$1,173,556	\$470,847	\$1,933,748
Broadband Infrastructure (0321-00)	\$2,721,765	\$2,757,438	\$2,720,992
Charter School Debt Reserve (0315-07)	\$750,000	\$750,000	\$750,000
Cigarette, Tobacco and Lottery Income Taxes (0481-54)	\$493,053	\$699,065	\$736,373
Data Processing Services (0480-00)	\$0	\$0	\$0
Driver's Training (0319-00)	\$3,715,769	\$4,091,232	\$4,911,085
Endowment Earnings Administrative (0482-70)	\$0		
Facilities Cooperative (0315-06)	\$19,396,254	\$20,341,347	\$21,308,215
Federal Grant (0348-00)	(\$489,129)	(\$96,985)	\$33,265
Forest Legacy Monitoring (0349-21)		\$0	
Indirect Cost Recovery (0125-00)	\$2,210,425	\$1,940,413	\$1,423,910
Miscellaneous Revenue (0349-00)	\$461,114	\$476,489	\$424,000
Public Education Stabilization (0481-55)	\$85,042,698	\$64,349,703	\$81,728,540
Public Instruction (0325-00)	\$1,550,215	\$1,581,710	\$1,910,409
Public School Income (0481-01)	\$5,019,730	\$4,503,268	\$8,915,831
Public School Technology (0481-53)	\$2,547	\$2,547	\$2,547
Public Schools Other Income (0481-10)	\$88	\$188	\$1,111
School District Building (0315-03)	\$1,216,760	\$1,624,059	\$3,613,146
School for the Deaf and the Blind (Endowment) (0481-22)	\$673	\$776	\$950
State Regulatory (0229-00)			\$50
UNIVERSITY OF IDAHO (Janet)	\$199,021	\$205,331	\$215,320
Agricultural College Endowment Income (0481-02)	\$16,656	\$17,355	\$18,486
Endowment Earnings Administrative (0482-70)	\$0		
Endowment Earnings Reserve (0482-00)	\$250	\$250	\$250
Equine Education (0660-05)	\$0	\$0	\$0
Idaho Millennium Income (0499-00)	\$0		
Restricted (0660-00)	\$0	\$0	\$0
Scientific School Endowment Income (0481-06)	\$93,084	\$96,032	\$100,673
University Endowment Income (0481-08)	\$89,030	\$91,694	\$95,911
VOCATIONAL REHABILITATION (Jill)	\$488,574	\$1,381,576	\$1,860,102
American Reinvestment (0346-00)	\$10,681	\$0	
Federal Grant (0348-00)	(\$49,180)	\$733,820	\$495,456
Miscellaneous Revenue (0349-00)	\$196,788	\$391,224	\$962,832
Rehabilitation Revenue and Refunds (0288-00)	\$330,286	\$256,532	\$401,814
WORKFORCE DEVELOPMENT COUNCIL (Keith)			\$16,505,082
Federal Grant (0348-00)			(\$2,908)
Unemployment Insurance Clearing (0514-01)			\$0
Workforce Development Training (0305-00)			\$16,507,989
Grand Total	\$350,938,404	\$143,453,154	\$15,526,854

Division of Veterans Services

Fund: General (0001-00)

Sources: The General Fund consists of, "moneys received into the treasury and not specially appropriated to any other fund" (§67-1205). Approximately 47% of the General Fund is derived from individual income tax, 41% from sales tax, 7% from corporate income tax, and 5% from other sources. For a more detailed description of the sources of the General Fund, see the Governor's General Fund Revenue Book.

Uses: Used for the support and maintenance of the Division of Veterans Services, which includes care of residents, equipment and supplies for residents, maintenance of veteran facilities and nursing homes, and assistance to veterans. The General Fund is primarily used for administration of the division.

Budget Unit: SGVS(444) Veterans Services

FY 15 \$908,605	FY 16 \$969,373	FY 17 \$1,002,199	FY 18 \$1,047,727	FY 19 \$1,094,395
-----------------	-----------------	-------------------	-------------------	-------------------

Fund: Veterans Recognition Fund (0123-00)

Sources: In 2013, the Legislature passed H222 which established the Veterans Recognition Fund and the Veterans Recognition Income Fund. Through a trailer appropriation bill, H333 transferred \$20,000,000 with \$7,885,700 from the Federal Grant Fund and \$12,114,300 from the Miscellaneous Revenue Fund to the Veterans Recognition Fund. The recognition fund is statutorily designed to benefit veterans in Idaho, with priority given to activities that serve disabled veterans (§65-704, Idaho Code). The fund has maintained an average balance of \$20 million as the division was authorized in H222 (2013) to use the interest generated from the corpus for awarding grants to eligible organizations; these awards are paid from the Veterans Recognition Income Fund. Starting in FY 2019, the division requested and the Legislature agreed to support the division by using these funds, through transfers to the Veterans Recognition Income Fund, for the second veterans cemetery in Blackfoot and the construction of a fourth veterans home in Post Falls. Upon completion of these projects, the balance will be closer to \$2 million.

Uses: Funds were transferred to this fund with the intent of providing grant funding to organizations that provide services that benefit veterans and for other purposes that benefit the veterans of Idaho, including a second cemetery and fourth veterans home in north Idaho. The income fund (0123-01), upon request by the administrator of the division, can transfer up to five percent (5%) of the Idaho Veterans Recognition Fund's average monthly fair market value for the first twelve (12) months of the preceding twenty-four (24) months. Further, the distribution shall not exceed the Idaho Veterans Recognition Fund's fair market value on the first business day in July.

Budget Unit: SGVR (Cont) (444) Veterans Recognition Fund

FY 15 \$0	FY 16 \$0	FY 17 \$0	FY 18 \$0	FY 19 \$0
-----------	-----------	-----------	-----------	-----------

Fund: Veterans Recognition Income (0123-01)

Sources: In 2013, the Legislature passed H222 which established the Veterans Recognition Fund and the Veterans Recognition Income Fund. Through a trailer appropriation bill, H333 transferred \$20,000,000 with \$7,885,700 from the Federal Grant Fund and \$12,114,300 from the Miscellaneous Revenue Fund to the Veterans Recognition Fund.

The recognition fund is statutorily designed to benefit veterans in Idaho, with priority given to activities that serve disabled veterans (§65-704, Idaho Code). The income fund, upon request by the administrator of the division, can transfer up to five percent (5%) of the Idaho Veterans Recognition Fund's average monthly fair market value for the first twelve (12) months of the preceding twenty-four (24) months. Further, the distribution shall not exceed the Idaho Veterans Recognition Fund's fair market value on the first business day in July. In 2019, the Legislature passed S1080 to allow this fund to retain its own interest.

Uses: Funding recommendations are to be made by the Veterans Recognition Committee and presented to the division. Other uses will include the state match for a second veterans cemetery and a fourth veterans home in north Idaho (Post Falls area). For FY 2019 and FY 2020, the Legislature supported the divisions request to allow for more than the 5% transfer. For FY 2019 the amount of transfer was capped at \$800,000 and for FY 2020, the amount that could be transferred was set at \$14,258,200.

Budget Unit: SGVI(444) Veterans Services

FY 15 \$0	FY 16 \$400,000	FY 17 \$345,000	FY 18 \$936,900	FY 19 \$950,000
------------------	------------------------	------------------------	------------------------	------------------------

Fund: Veterans Cemetery Maintenance (0211-00)

Sources: The Veterans Cemetery Maintenance Fund consists of the revenues derived from the program fees for special veterans motor vehicle license plates as provided in Section 49-418, Idaho Code, gifts, grants, contributions and bequests to the fund, revenues derived from the sale of state commemorative silver medallions as authorized in section 67-1223, Idaho Code, and any other moneys as may be provided by law. Interest earned on idle moneys in the Veterans Cemetery Maintenance Fund shall be paid to such fund. The fund is continuously appropriated (§65-107).

Uses: Used exclusively for the purposes of operating, maintaining and acquiring services and personal property for a state veterans cemetery (§65-107).

Budget Unit: SGVL (Cont) (444) DVS - License Plate Fees

FY 15 \$11,503	FY 16 \$41,937	FY 17 \$8,740	FY 18 \$85,517	FY 19 \$9,588
-----------------------	-----------------------	----------------------	-----------------------	----------------------

Fund: Veterans Support (0213-00)

Sources: The Veterans Support Fund consists primarily of funds derived from tax donations. Additional funding is derived through the Gold Star License Plate program (§49-403B, Idaho Code). The fund is continuously appropriated (§65-209, Idaho Code).

Uses: Used exclusively for programs to support veterans.

Budget Unit: SGVX (Cont) (444) Veterans Support Cont.

FY 15 \$60,411	FY 16 \$62,503	FY 17 \$122,843	FY 18 \$76,865	FY 19 \$126,651
-----------------------	-----------------------	------------------------	-----------------------	------------------------

Fund: Miscellaneous Revenue (0349-00)

Sources: Includes Medicaid reimbursement and moneys received from residents at any of the three state veterans homes and veterans cemetery.

Uses: Used for the support and maintenance of the Division of Veterans Services, which includes care of residents, equipment and supplies for residents, maintenance of veteran facilities and nursing homes, and assistance to veterans.

Budget Unit: SGVS(444) Veterans Services

FY 15 \$13,937,595	FY 16 \$13,912,280	FY 17 \$15,417,934	FY 18 \$14,977,397	FY 19 \$13,546,002
---------------------------	---------------------------	---------------------------	---------------------------	---------------------------

Fund: Veterans Home Endowment Income (0481-24)

Sources: The Veterans Home Endowment Income Fund consists of five-thirtieths (5/30) of accrued funds resulting from all rentals, income, and interest from lands set aside by Section 11 of an Act of Congress, approved July 3, 1890, called the Charitable Institutions Earnings Reserve Fund (§66-1103, §66-1104 and §66-1106, Idaho Code).

Uses: Used for the support and maintenance of the Division of Veterans Services, which includes care of residents, equipment and supplies for residents, maintenance of veteran facilities and nursing homes, and assistance to veterans (§66-1107, Idaho Code). Endowment Funds are intended to improve the condition of veteran facilities and ultimately the care for veterans.

Budget Unit: SGVS(444) Veterans Services

FY 15 \$642,500	FY 16 \$879,804	FY 17 \$915,079	FY 18 \$906,170	FY 19 \$982,742
------------------------	------------------------	------------------------	------------------------	------------------------

Fund: Federal Grant (0348-00)

Sources: Includes federal per diem amounts paid by Veterans Affairs and Medicare payments paid by Centers for Medicare and Medicaid Services. The majority of veterans are covered by a flat rate per diem reimbursement, as determined by the Federal Veterans Administration. The enhanced VA per diem reimbursement is for the total cost of care of each veteran and therefore the division cannot bill Medicaid or other federal programs separately.

Uses: Used for the support and maintenance of the Division of Veterans Services, which includes care of residents, equipment and supplies for residents, maintenance of veteran facilities and nursing homes, and assistance to veterans.

Budget Unit: SGVS(444) Veterans Services

FY 15 \$13,342,199	FY 16 \$14,530,129	FY 17 \$15,888,605	FY 18 \$15,920,087	FY 19 \$16,418,964
---------------------------	---------------------------	---------------------------	---------------------------	---------------------------

Division of Veterans Services Grand Total
--

FY 15 \$28,902,814	FY 16 \$30,796,026	FY 17 \$33,700,401	FY 18 \$33,950,663	FY 19 \$33,128,342
---------------------------	---------------------------	---------------------------	---------------------------	---------------------------