

2019 IN REVIEW

IDAHO

Career & Technical
Education



IDAHO CAREER & TECHNICAL EDUCATION

cte.idaho.gov | Clay Long, State Administrator - clay.long@cte.idaho.gov

2019

2019 in Review

Secondary Statewide Enrollment

IDAHO

Career & Technical Education



701 Total Programs

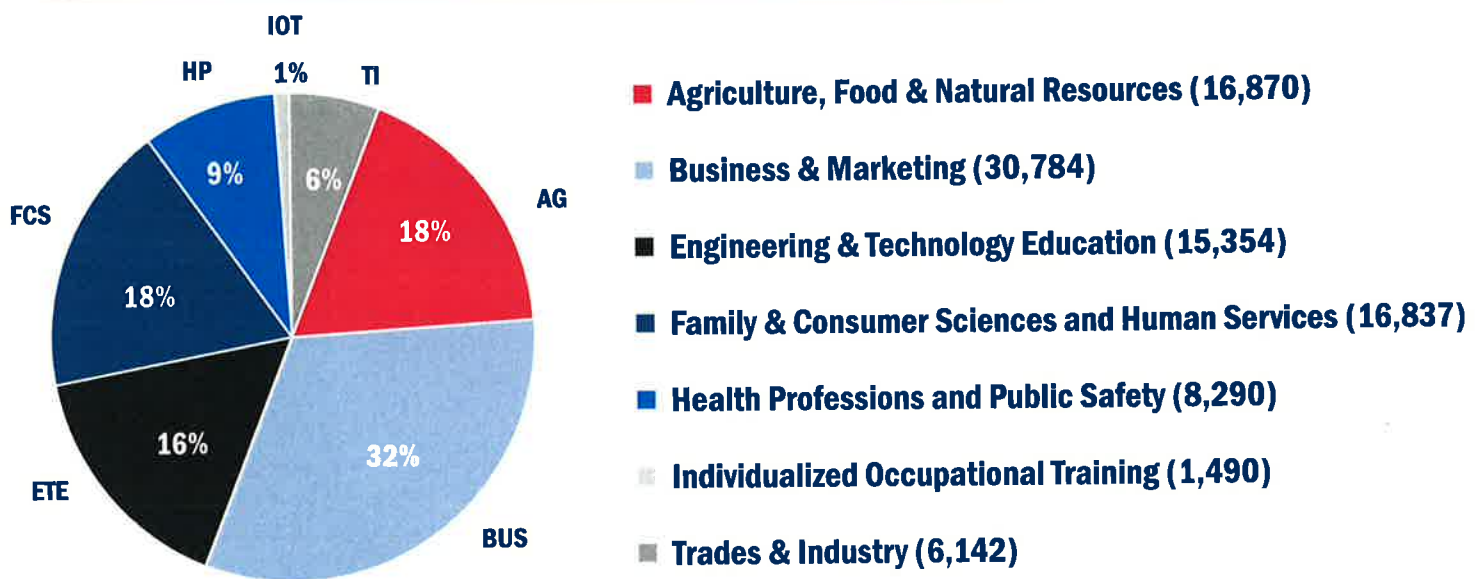


142 School Districts



17 Career & Technical Schools

Total Course Enrollment: 95,767*



Positive Placement: 95% of high school CTE concentrators in Idaho successfully found jobs (26%), continued their education (64%), or joined the military (5%).

Advanced Opportunities: 3,736 students were enrolled in CTE courses where students were eligible to earn technical competency credits.

Career & Technical Student Organizations: 15,326 secondary students participated in seven student organizations.

Career & Technical Concentrators: 5,415 juniors or seniors enrolled in the culminating, capstone course of a pathway program.

* **63,207** unique career & technical education students (based on EDUID)

2019 in Review

Secondary Enrollment Trends (fiscal year)

IDAHO

Career & Technical Education



Secondary Enrollment

Secondary Statewide Totals	2013	2014	2015	2016	2017	2018	2019
CTE Course Enrollment	74,419	71,741	71,601	71,330	76,605	84,038	84,674
CTS Course Enrollment (intermediate/capstone classes)	10,004	11,285	13,597	11,362	10,132	9,812	11,093
Secondary Total Course Enrollment	84,423	83,026	85,198	82,692	86,737	93,850	95,767
Technical Skills Assessment Pass Rate (goal 67%)	73%	73%	72%	72%	56%*	68%	67%
Workforce Readiness Assessment Pass Rate (goal 75%)	NA	NA	NA	75%	79%	89%	86%
SkillStack® Badges Awarded**	NA	NA	NA	NA	1,674	6,755	6,320
CTE Digital Enrollment	NA	NA	NA	207	871	1,251	1,949



96% of CTE concentrators graduated from high school.



64% of high school CTE concentrators went on to college, compared to 48% of all Idaho graduates.

*Change in methodology due to program alignment efforts and standardizing assessments.

**Idaho SkillStack® is a digital badging or micro-credentialing platform that allows Idaho's public education institutions to validate the predefined skills and competencies individuals demonstrate proficiency in.

2019 in Review

Postsecondary Statewide Enrollment

IDAHO

Career & Technical Education



4 Technical Colleges at Community Colleges
College of Eastern Idaho, College of Southern Idaho, College of Western Idaho, and North Idaho College



2 Technical Colleges at Four-Year Colleges
Idaho State University and Lewis-Clark State College

AAS/Certificate (Headcount): 5,234

Workforce Training (Headcount): 54,032

Total Enrollment: 59,266

FY 2019	Total	CEI	CSI	CWI	ISU	LCSC	NIC
AAS/Certificate Enrollment							
Student FTE	3,321	419	672	639	919	267	405
Year End Credits	99,643	12,568	20,157	19,178	27,580	7,999	12,161
Headcount	5,234	690	973	1,100	1,333	344	794
Number of Programs	167	19	40	29	30	23	26
Workforce Training							
Headcount	54,032	16,236	10,553	8,127	7,952	3,699	7,001
AAS/Certificate Enrollment and Workforce Training Totals							
Headcount	59,266	16,926	11,526	9,227	9,285	4,043	7,795

Positive Placement: 92% of technical college completers found jobs, continued their education, or joined the military. 62% obtained training-related employment.

Degrees and Certificates: 1,670 students graduated from the Idaho technical college system with postsecondary degrees and certificates.

2019 in Review

Postsecondary Enrollment Trends (fiscal year)

IDAHO

Career & Technical Education



Postsecondary by Institution		2013	2014	2015	2016	2017	2018	2019
College of Eastern Idaho								
AAS/Certificate	Student FTE	531	514	514	461	467	484	419
	Headcount	1,240	1,198	1,196	1,013	1,008	868	690
Workforce Training	Headcount	11,789	11,446	11,289	11,662	10,549	14,824	16,461
College of Southern Idaho								
AAS/Certificate	Student FTE	961	894	816	768	698	703	672
	Headcount	1,354	1,190	1,097	1,049	1,084	1,000	973
Workforce Training	Headcount	3,398	3,137	4,333	9,768	6,459	8,482	10,553
College of Western Idaho								
AAS/Certificate	Student FTE	780	821	739	685	740	743	639
	Headcount	1,564	1,322	1,499	1,345	978	1,249	1,100
Workforce Training	Headcount	8,163	8,295	8,038	8,104	8,741	9,150	8,366

Postsecondary Enrollment

2019 in Review

Postsecondary Enrollment Trends (fiscal year)

IDAHO

Career & Technical Education



Postsecondary by Institution		2013	2014	2015	2016	2017	2018	2019
Idaho State University								
AAS/Certificate	Student FTE	960	870	821	787	755	739	919
	Headcount	1,857	1,664	1,563	1,436	1,340	1,252	1,333
Workforce Training	Headcount	12,334	9,624	6,759	9,575	9,621	8,106	7,952
Lewis-Clark State College								
AAS/Certificate	Student FTE	410	361	317	317	358	315	267
	Headcount	659	576	502	468	436	391	344
Workforce Training	Headcount	3,165	3,500	3,471	2,887	3,345	3,563	3,699
North Idaho College								
AAS/Certificate	Student FTE	707	660	596	494	486	416	405
	Headcount	1,083	1,105	1,036	984	908	837	794
Workforce Training	Headcount	4,638	3,649	4,018	5,916	6,086	6,672	7,001
		2013	2014	2015	2016	2017	2018	2019
Postsecondary Totals								
AAS/Certificate	Student FTE*	4,349	4,120	3,803	3,512	3,505	3,400	3,321
	Headcount	7,757	7,055	6,893	6,295	5,754	5,597	5,234
Workforce Training	Headcount	43,487	39,651	37,908	47,912	44,801	50,797	54,032
Fire Service Technology	Headcount	4,519	3,748	3,454	4,935	4,709	4,726	5,098
SkillStack® Badges**	Awarded	NA	NA	NA	3	624	1,073	727

Postsecondary Enrollment

* **Statewide totals** may be slightly different than totals reported earlier due to updates provided by institutions. FTE totals may be slightly different from individual totals reported due to rounding. **Enrollments** are unduplicated.

** Idaho SkillStack® is a digital badging or micro-credentialing platform that allows Idaho's public education institutions to validate the predefined skills and competencies individuals demonstrate proficiency in.

2019 in Review

Postsecondary Statewide Enrollment

IDAHO

Career & Technical Education



Apprenticeships	Total	CEI	CSI	CWI	ISU	LCSC	NIC
Total Completers	2,727	239	286	1,444	130	122	506
Total Students	3,153	271	314	1,694	167	144	563
Completion Rate	86%	88%	91%	85%	78%	85%	90%

Degrees/Certificates*	Total	CEI	CSI	CWI	ISU	LCSC	NIC
Basic Technical Certificate	281	1	67	179	15	3	16
Intermediate Technical Certificate	363	84	85	91	31	2	70
Advanced Technical Certificate	102	19	N/A	10	61	5	7
Associate of Applied Science	924	132	203	198	225	55	111
Total	1,670	236	355	478	332	65	204

Positive Placement	Total	CEI	CSI	CWI	ISU	LCSC	NIC
Number Responding	1,457	193	414	295	362	56	137
Military	6	N/A	N/A	5	N/A	N/A	1
Employed - Related	909	146	171	194	269	30	99
Employed - Not Related	145	16	11	55	36	5	22
Continuing Education	281	28	184	16	34	16	3
Total w/Postive Placement	1,341	190	366	270	339	51	125
Positive Placement Rate	92%	98%	88%	92%	94%	91%	91%

Apprenticeships

Degrees/Certificates

Positive Placement

* Definitions of Degrees/Certificates

- Basic Technical Certificate ≥ 8 semester credits
- Intermediate Technical Certificate ≥ 30 semester credits
- Advanced Technical Certificate ≥ 52 semester credits
- Associate of Applied Science ≥ 60 semester credits

2019 in Review

Financial Overview

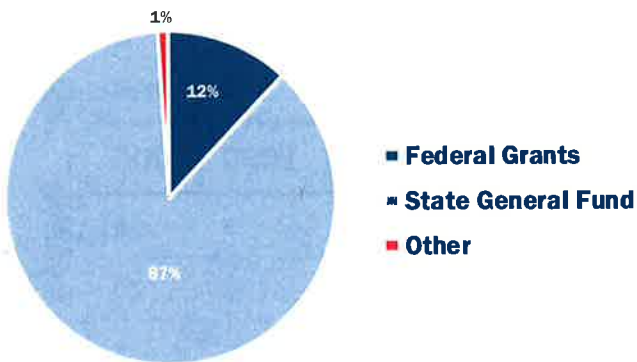
IDAHO

Career & Technical Education

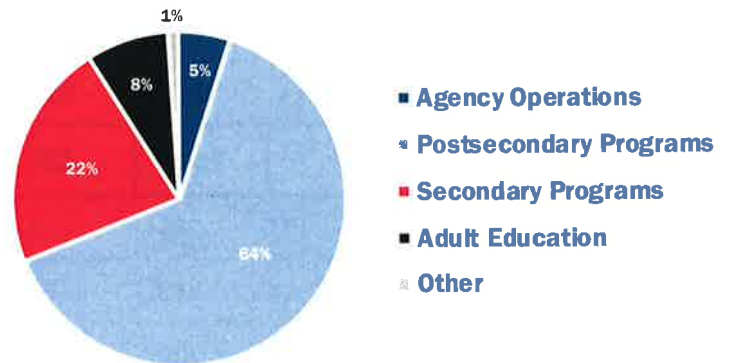


ICTE received appropriations of \$75,963,200 for fiscal year 2019 and had 41 employees.

Funding Sources



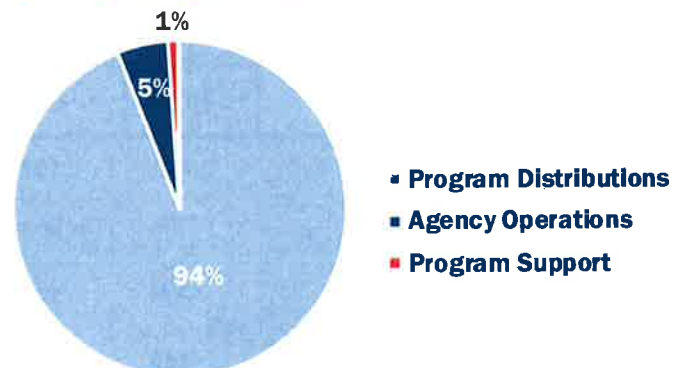
Uses of Funds



Agency Operations



Funding Allocation



Educational Programs and Services Support

Secondary Programs	Other Educational Programs	Related Services Programs
Added-Cost Operating Support \$12,700,800	Teacher Pipeline Development \$566,700	Adult Education \$3,657,500
Perkins Grant Programs \$3,275,300	Program Alignment \$260,000	Workforce Training Centers \$1,233,100
Program Quality Initiatives \$600,000	• Student Organizational Development • SkillStack® Microcertification in Idaho • REACH Professional Development • BASIC Training	Centers for New Directions \$170,000
Agriculture and Natural Resources \$325,000		• Fire Safety Training • Hazardous Materials Safety • Motorcycle Safety Training