

Idaho Department of Juvenile Corrections

Senate Education Committee

James Pannell, Education Director
March 2, 2016

*Developing productive citizens in partnership with communities, through juvenile
crime prevention, education, rehabilitation and reintegration*

Idaho Department of Juvenile Corrections

Meet the Principals



Isaac Moffett
Education Program
Manager JCC-Lewiston



Rick Berrett
Education Program
Manager JCC-St. Anthony



Kathleen Schatz
Education Program Manager
JCC-Nampa

Recruitment and Retention of Education Staff

Recruitment

- Difficulty finding qualified candidates for open positions
- Using alternative routes to certification
- Paying for additional education and trainings to meet qualifications
- Shortage of teachers statewide

Retention

- Paid similar to state employees instead of school district teachers
- Salary scale for additional education and experience does not exist
- Year-round school year versus 9 months
- Still must maintain teacher certification

School Differences

IDJC Schools

- **School days = 251**
 - Year-round school
- **Basic Job Requirements**
 - Teach multiple subjects each instructional period to meet individual student needs
 - Substitute for teachers who are absent
 - Maintain facility safety and security requirements
 - Restrain acting out juveniles
 - Obtain and maintain POST certification

Public Schools

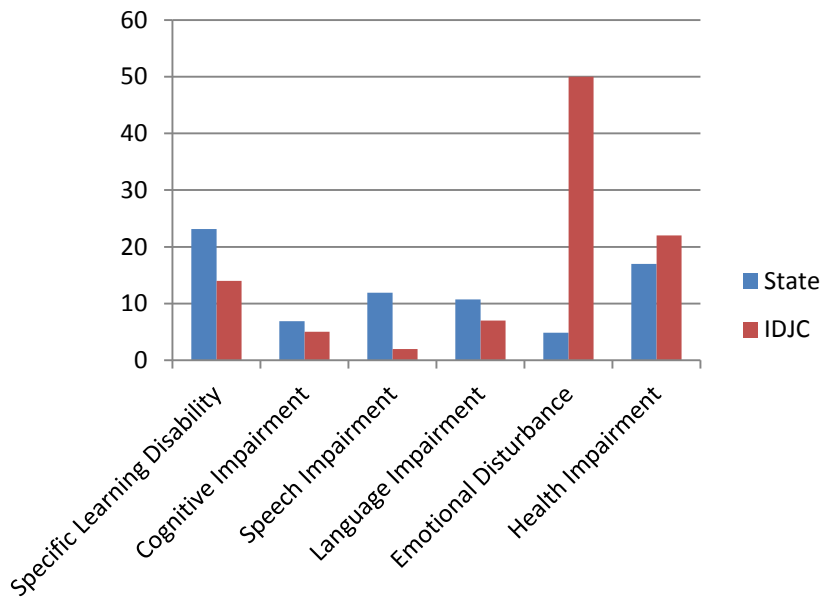
- **School days = 142 – 175**
 - 9-month school
- **Basic Job Requirements**
 - Teach one specific course each instructional period to entire group of students
 - Substitute teachers provided when absent
 - Contract includes a few evening work schedules for parent conferences
 - Additional pay for extra duties (coaching, mentoring, longevity, additional education)

Juvenile Population

Special Education

Population

**2015 Special Education Incidence
Idaho compared to IDJC**



- Juveniles have high incident of trauma and mental health issues
- State facilities juvenile population is 192. While the number is lower, the complexity and difficulty of these juveniles is increasing.

See the **Person** Not the **Disability**

word writing arts reading speech vocabulary literature language spelling phonics words study composition

community economics social studies geography history civics research skills knowledge preparing problem solving complexity framework group

Find the derivative of $y = f(x) = \sqrt{169 - x^2}$. \Rightarrow



Derivatives AP Calculus Integrals Limits Algebra



Algebra

standard exponential expression operations slope linear variable

inequality formula binomial equation

rational y-intercept quadratic binomial

Positive Youth Outcomes

- 795 credits earned in the first 6 months of this school year
- 47% of eligible juveniles received a High School Diploma or a GED
- 83% increase in reading scores
- 90% increase in math scores



2014 CEEAS Survey Results

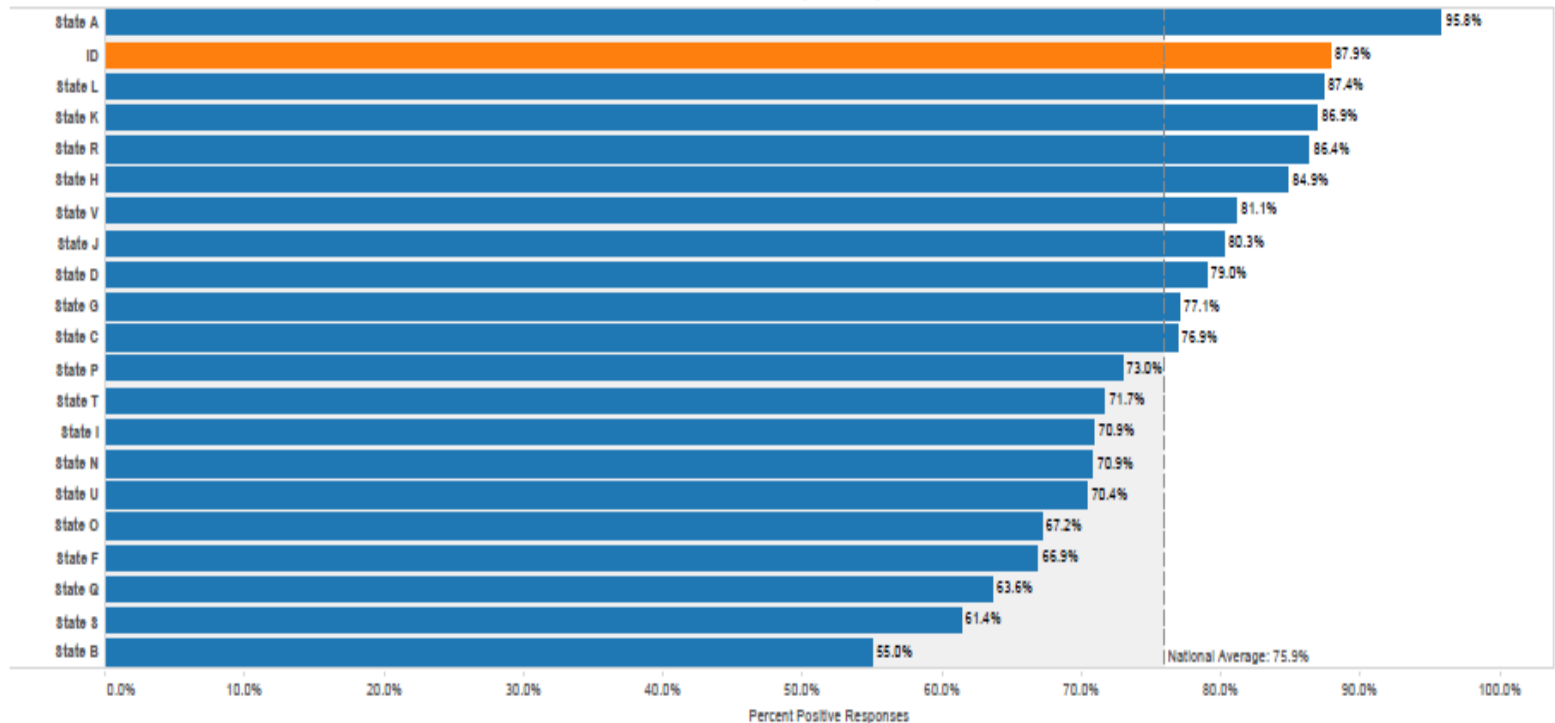
Percent Positive Responses by State

NOTE: This view will not be shown if the total number of students represented is fewer than 10

Question Number
Q3

"Someone at this school helps me understand what to do to graduate or get my GED"
Percent Positive Responses by State

My State
Other State



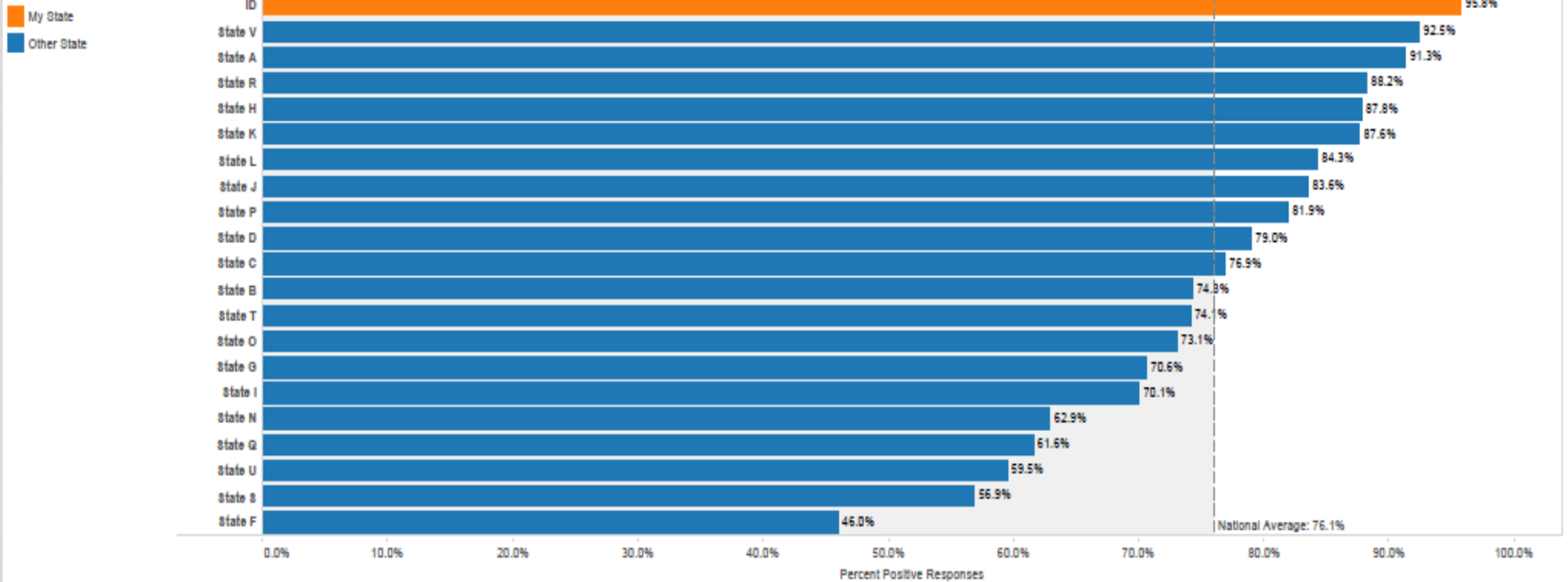
2014 CEEAS Survey Results

Percent Positive Responses by State

NOTE: This view will not be shown if the total number of students represented is fewer than 10

Question Number
Q5

"I feel safe at school"
Percent Positive Responses by State



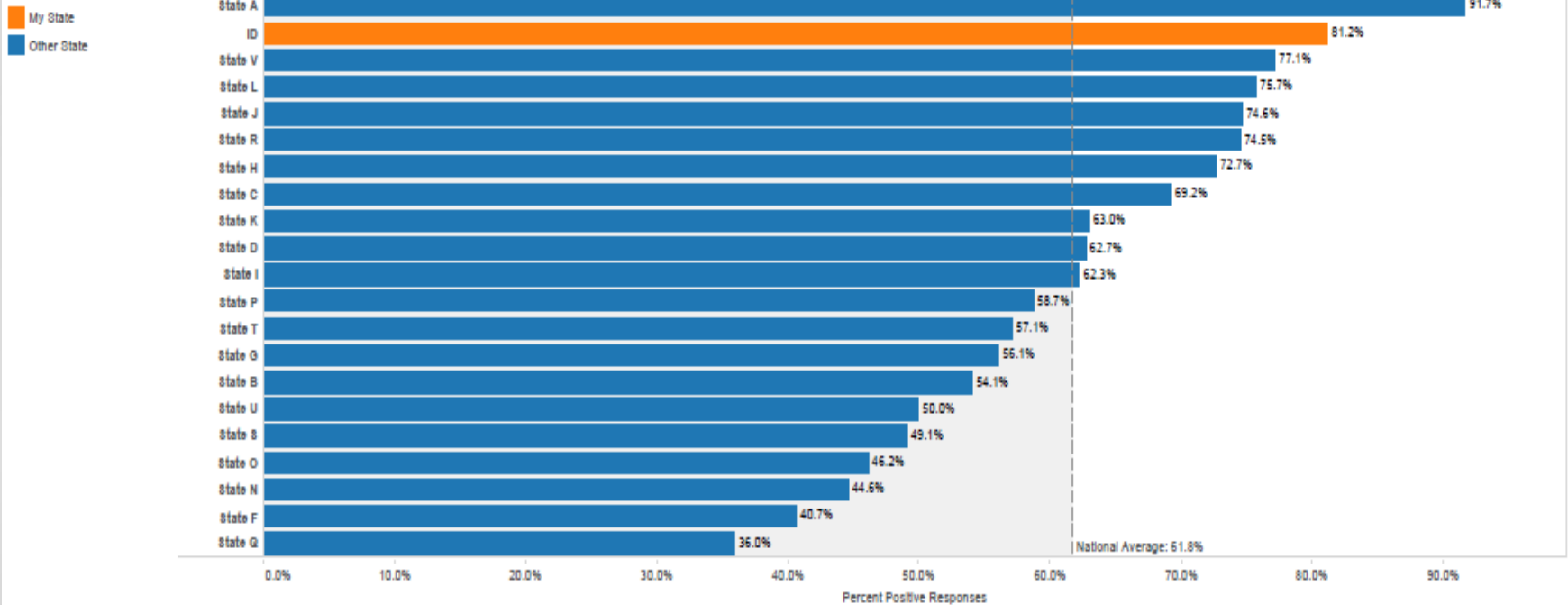
2014 CEEAS Survey Results

Percent Positive Responses by State

NOTE: This view will not be shown if the total number of students represented is fewer than 10

Question Number
Q15

"In this school, I learn a lot almost every day"
Percent Positive Responses by State



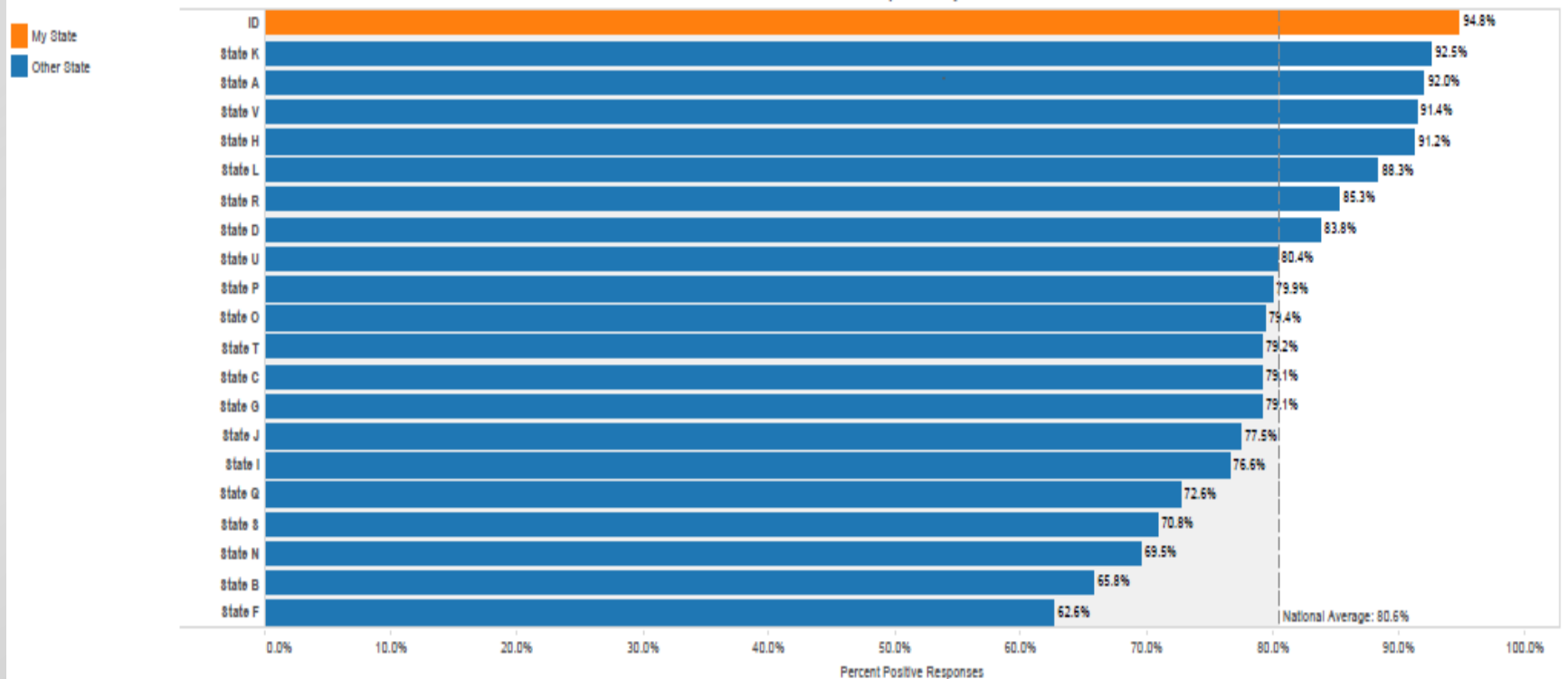
2014 CEEAS Survey Results

Percent Positive Responses by State

NOTE: This view will not be shown if the total number of students represented is fewer than 10

Question Number
Q18

"I believe that teachers at this school expect me to continue my education after I leave here"
Percent Positive Responses by State



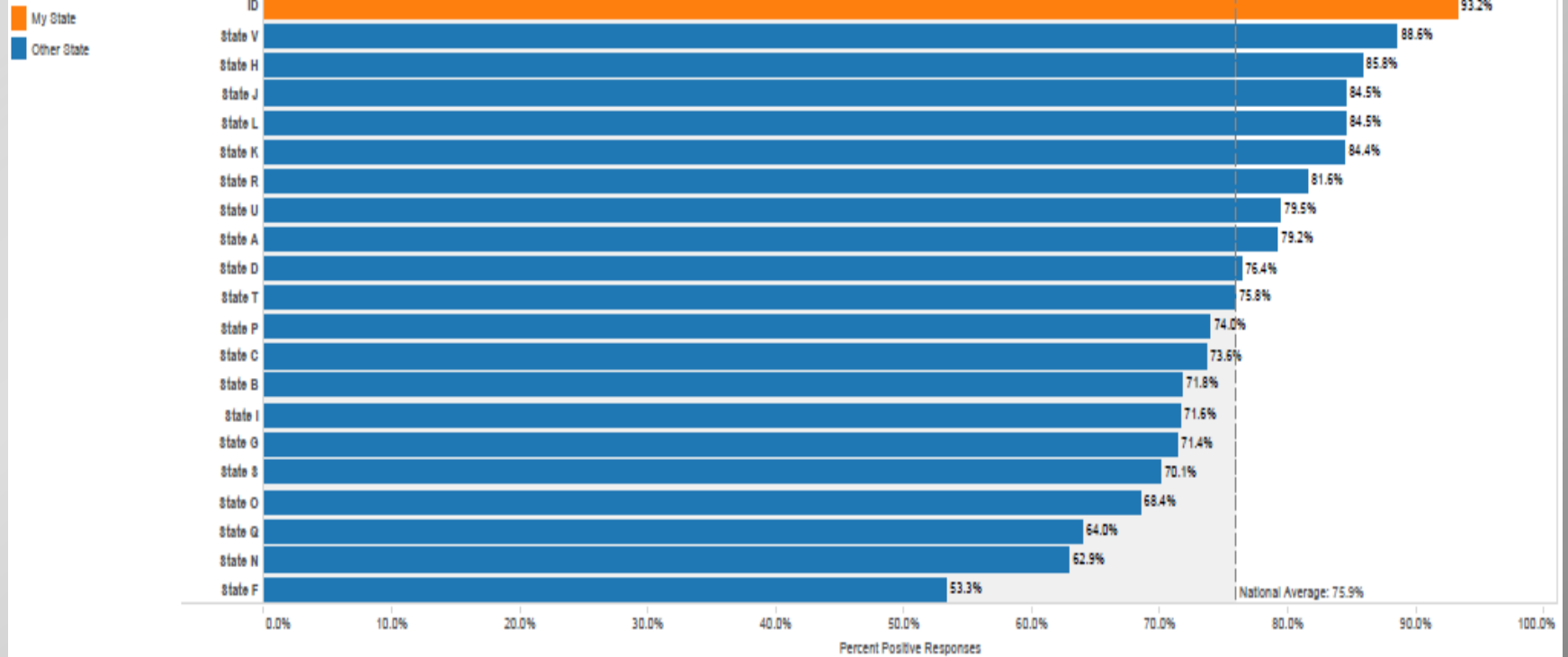
2014 CEEAS Survey Results

Percent Positive Responses by State

NOTE: This view will not be shown if the total number of students represented is fewer than 10

Question Number
Q20

"If I tell my teacher I don't understand something, he or she explains it a different way"
Percent Positive Responses by State



2014 CEEAS Survey Results

Percent Positive Responses by State

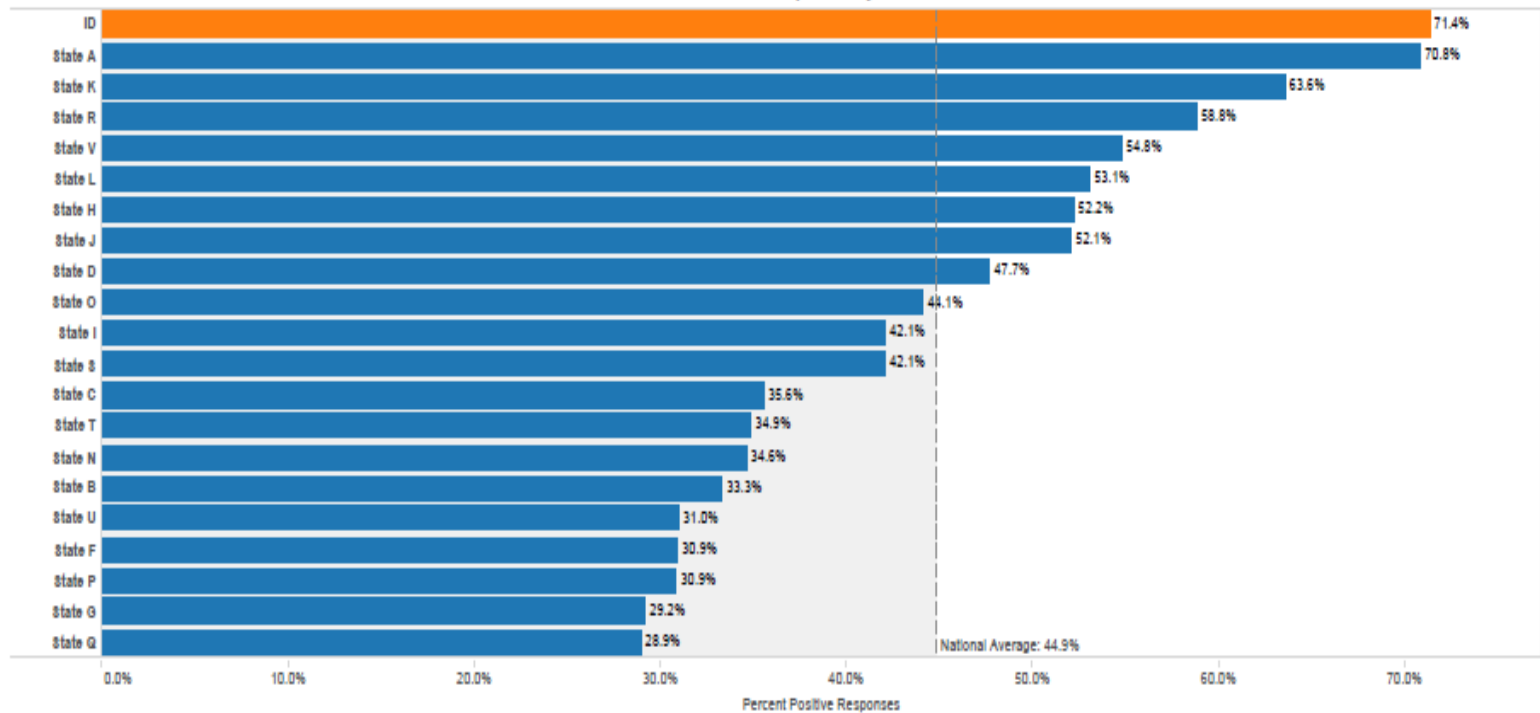
NOTE: This view will not be shown if the total number of students represented is fewer than 10

"When students do well at this school, we celebrate together"

Percent Positive Responses by State

Question Number
Q28

My State
Other State



Questions

james.pannell@idjc.idaho.gov

