



Idaho Department of Juvenile Corrections

Monty Prow, Director

To develop productive citizens in active partnership with communities.

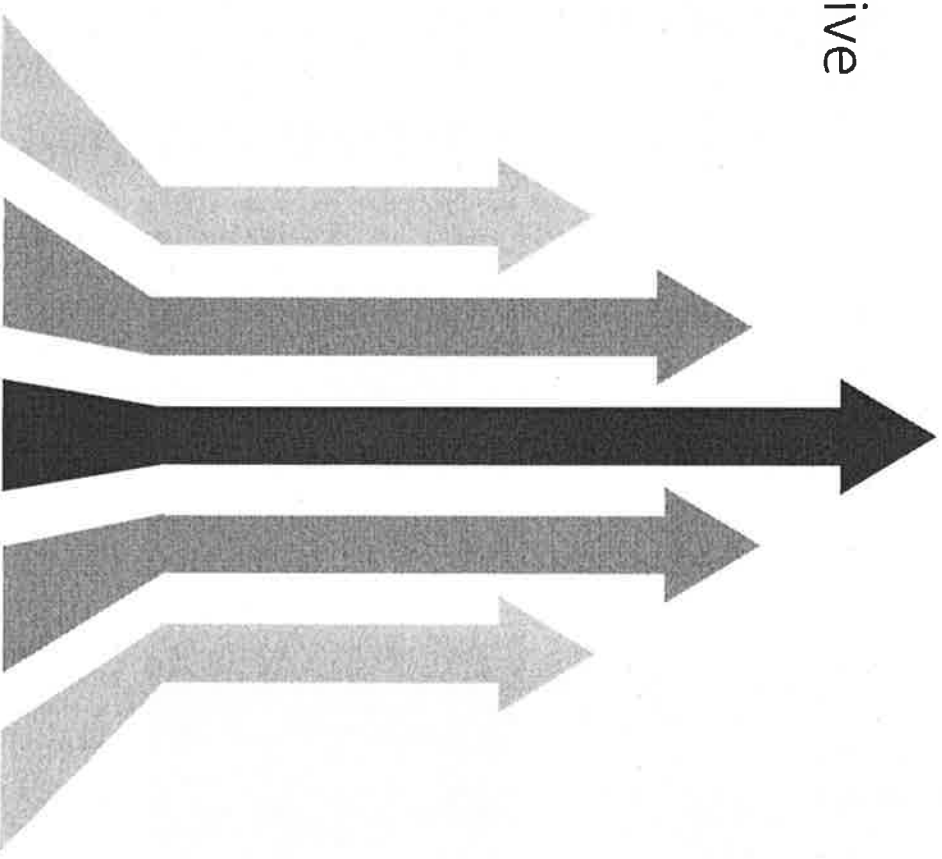
Mission

To develop productive citizens in active partnership with communities.


Approach

Balanced and Restorative Justice


- ➔ Community Safety
- ➔ Accountability
- ➔ Competency Development



Idaho Juvenile Justice Continuum

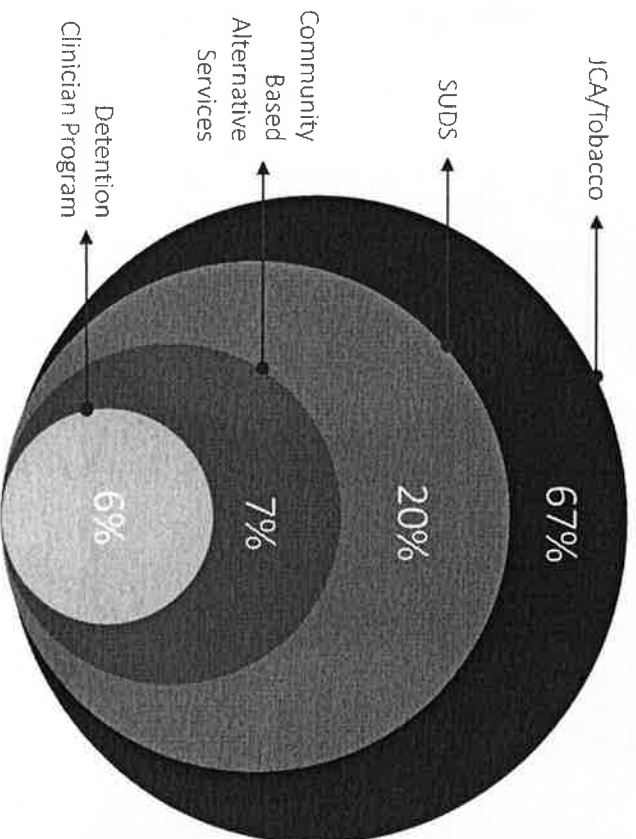


Idaho Juvenile Justice Collaboration



Community Pass-Through

23% of the Department's budget



These funds are distributed to counties and local communities to support effective programming and reintegration initiatives, which results in fewer commitments.

JCA/Tobacco
Funds: Juvenile justice programs and services in the county.

Substance Use Disorder Services
Funds: Substance Use Disorder treatment and services in the county.
Youth served: 731 *Success Rate: 99%*


Community Based Alternative Services
Funds: Mental health treatment, commitment prevention services, behavioral health addiction treatment, etc. in the county.
Youth served: 547 *Success Rate: 95%*

Detention Clinician Program
Funds: Clinician positions in Idaho's county-operated juvenile detention centers.
Youth served: 956

Critical elements to these incentive programs include:

- Collaboration with courts, county, state, families, and service providers
- Evidence-based approaches, matching appropriate services to needs

Five Pillars of Developing Productive Citizens



Each pillar is complementary of one another


Responses to Complex Youth

Complexity



- 61% substance use disorder
- 62% elevated trauma scores
- 45% mental health diagnosis
- 29% co-occurring diagnosis

Response



- Individualized treatment
- Staff trained in “Think Trauma”
- Ongoing staff training in suicide prevention
- Collaboration in “Youth Empowerment Services”

Recidivism

Rate



New misdemeanor or
felony offense 12 months
post-release

Recommitment

Rate



Placed back into IDJC
custody post-release

Positive Youth Outcomes

73% of eligible youth
receive a taxable
wage post-release

78% of eligible youth
received a High
School Diploma or a
GED



Education Scores
- 81% increase in math
- 82% increase in reading

69,777 community
service & service
learning hours
earned

Looking Forward



Education/skill building to
continue and enhance
employability



Family engagement