

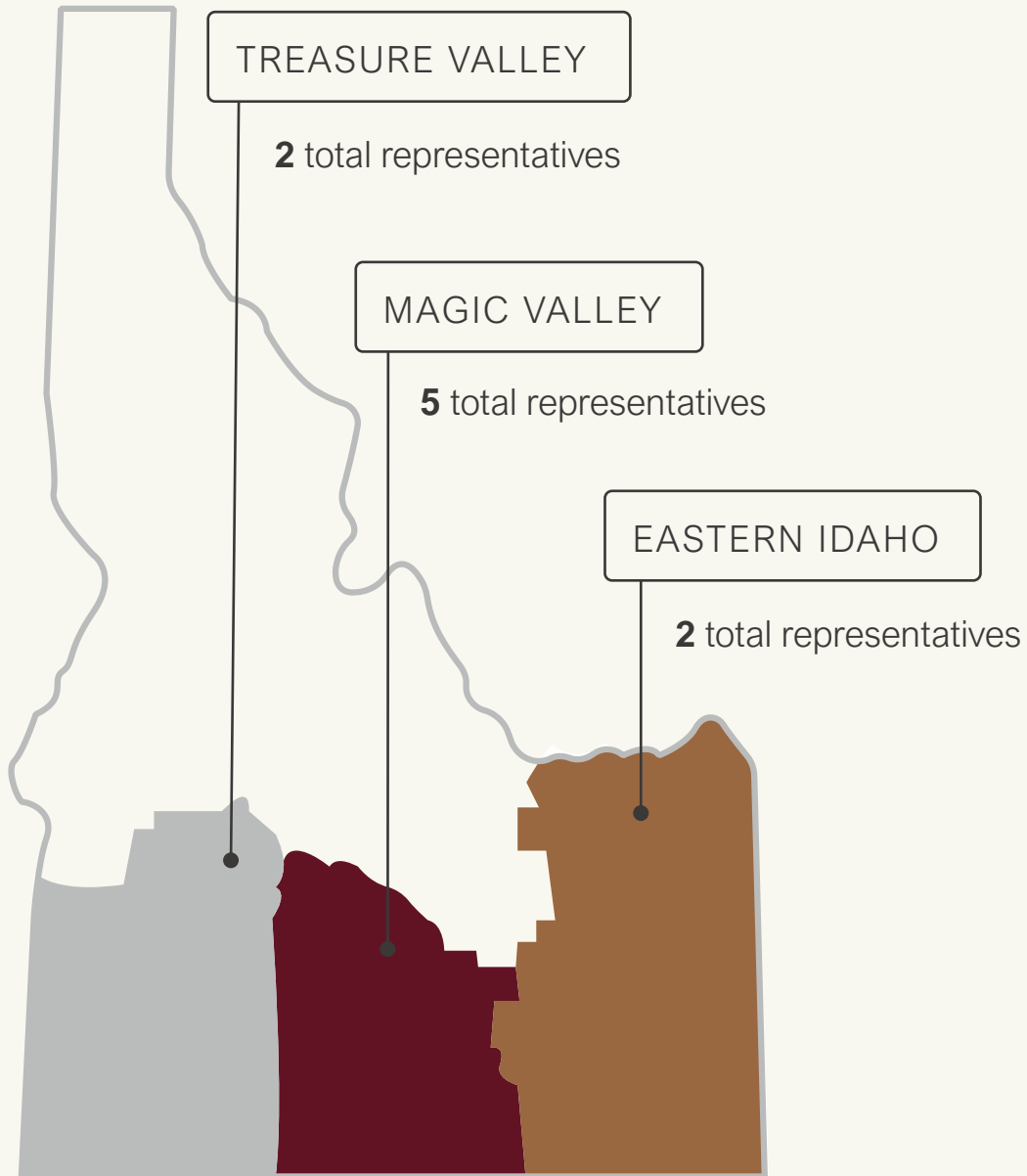


# IDAHO DAIRYMEN'S ASSOCIATION

*A Brief Overview*

# OUR MISSION

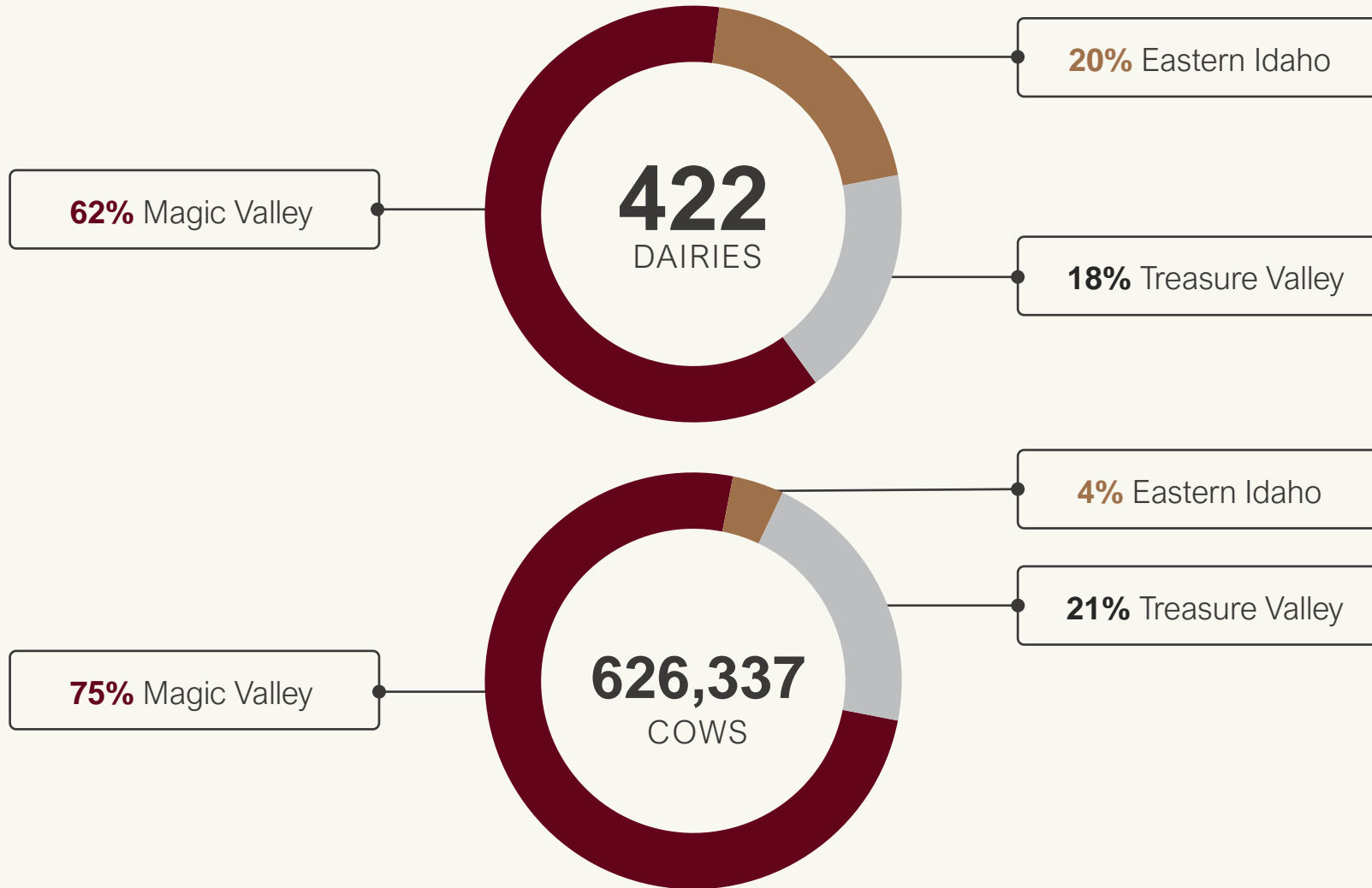
Protecting Idaho's dairy industry through environmental,  
legal and legislative leadership, since 1924.




## IDA BOARD

- Producer-governed through Board of Directors
- Elected by the members
- Board representation is driven by number of farms

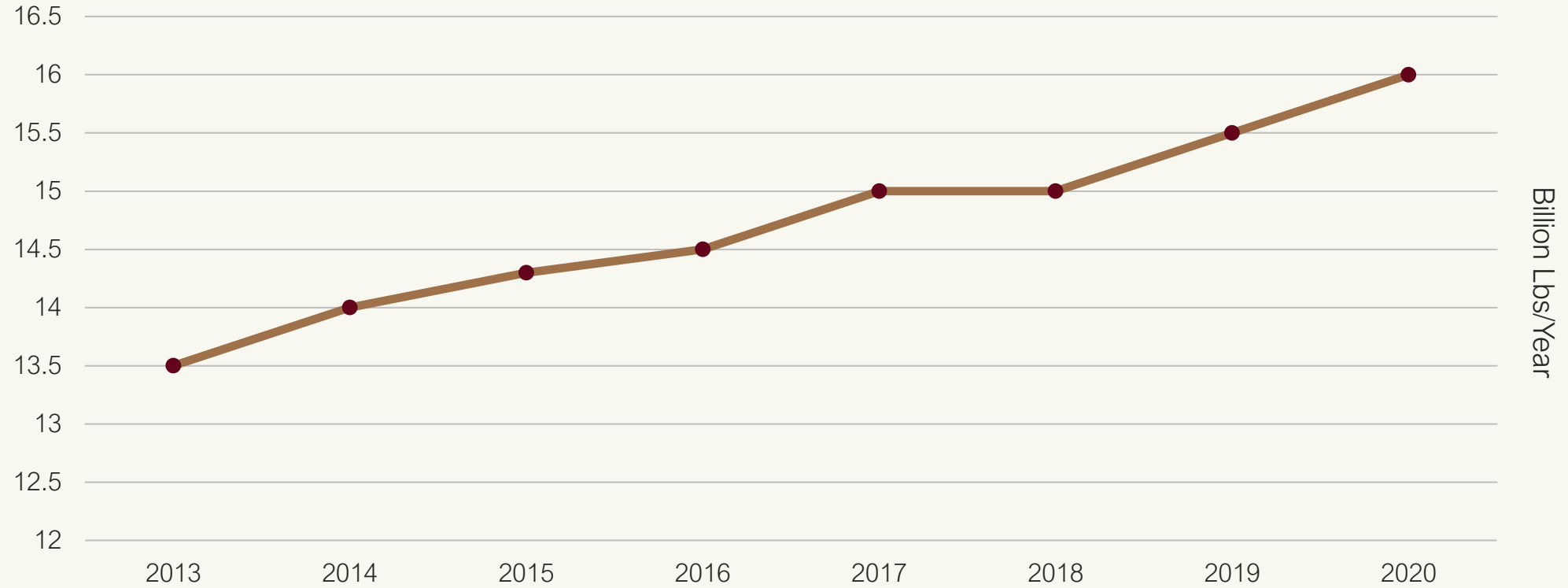
# TOTAL COWS & DAIRIES



# DAIRY OPERATIONS BY SIZE

# of Dairy Operations	% of Idaho Operations	# of Cows	Avg. Workers Per Dairy	
79	18.7%	<200	2	
73	17.3%	201-500	4	
69	16.3%	501-1000	8	
107	25.4%	1001-2000	15	
94	22.3%	2001+	25+	

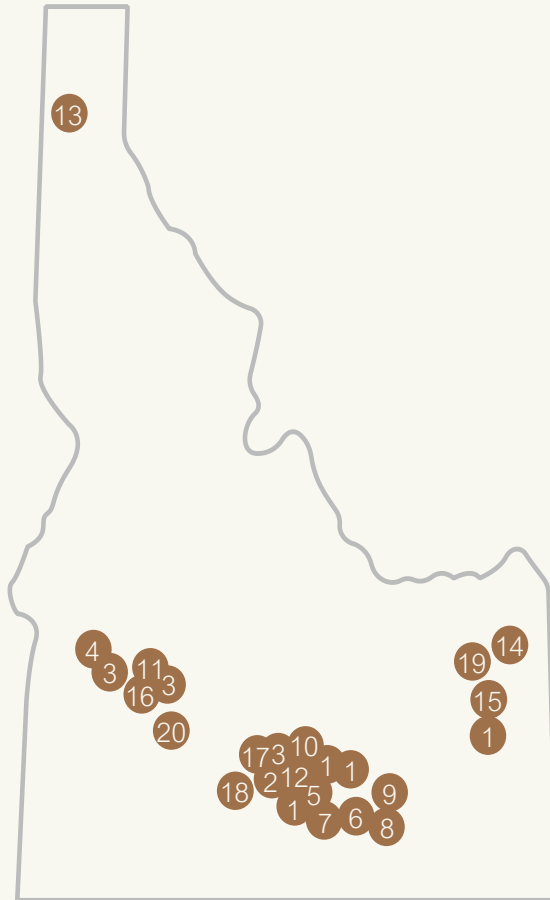
# MILK PRODUCTION



**DID YOU KNOW?**

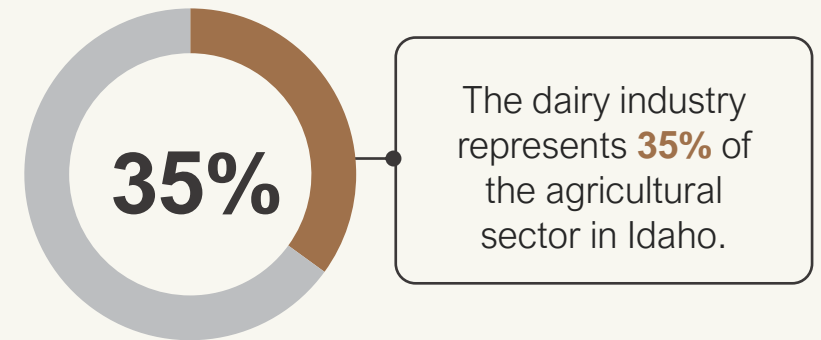
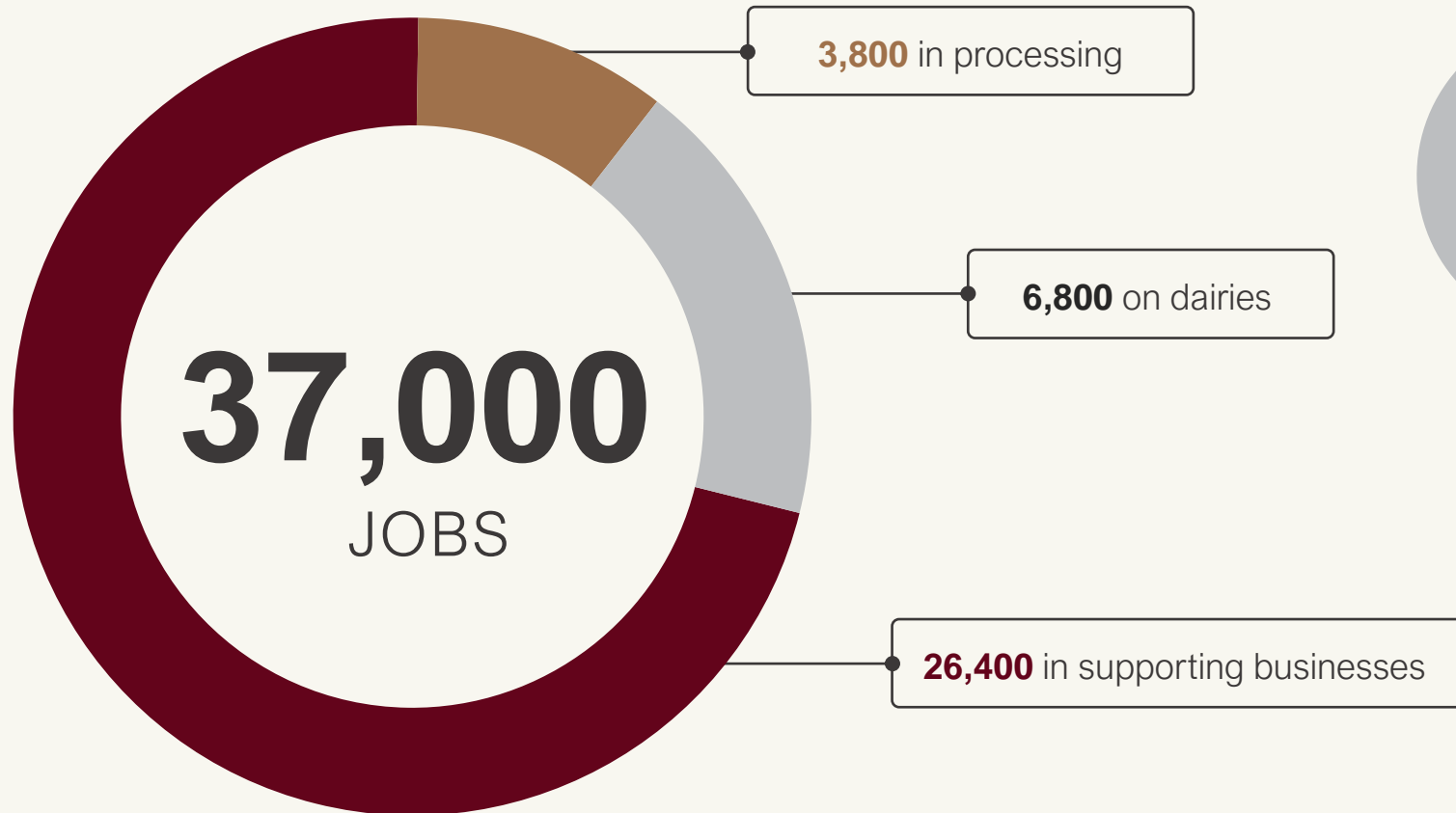
In terms of milk production, Idaho ranks **3<sup>rd</sup> in the US.**

# DAIRY PROCESSORS



1. **Glanbia Nutritionals** Twin Falls, Gooding, Richfield & Blackfoot
2. **Agropur, Jerome Cheese** Jerome
3. **Darigold** Boise, Caldwell, Jerome
4. **Lactalis** Nampa
5. **Idaho Milk Products** Jerome
6. **High Desert Milk** Burley
7. **Chobani** Twin Falls
8. **Gossner Foods** Heyburn
9. **Brewster Cheese** Rupert
10. **Magic Valley Quality Milk Producers** Jerome
11. **Meadowgold** Boise
12. **Commercial Creamery** Jerome
13. **Litehouse Foods** Sandpoint
14. **Nelson Ricks Creamery** Rexburg
15. **Reed's Dairy** Idaho Falls
16. **Boise Milk** Boise
17. **Ballard Family Dairy & Cheese** Gooding
18. **Cloverleaf Creamery** Buhl
19. **Manwaring Cheese** Rigby
20. **Marathon Cheese** Mountain Home

# DAIRY'S ECONOMIC CONTRIBUTION



**DID YOU KNOW?**

Dairy brought Idaho  
**\$9.1 BILLION**  
in total sales



# ON-DAIRY JOBS

**90%** of the on-dairy jobs are filled by foreign-born labor.  
**Without those jobs, none of the others exist.**





# WORKER TRAINING & SAFETY

**Industry-driven solution to address worker training and safety concerns**

- Partnership between IDA and IMPA
- Developing trainings and safety resources for dairy workers
- Delivering safety trainings at no cost to Idaho dairies

# ENVIRONMENTAL SERVICES



Develop, update,  
and review NMPs



Collect manure, soil,  
and water samples



Producer education  
and outreach



Develop nutrient  
budgets



Regulatory compliance  
consulting



Conduct  
environmental  
assessments

# ENVIRONMENTAL RESEARCH



Long-term Impacts  
of Manure  
Application



Manure Separation  
Efficiency Project



Long-term Manure Nutrient  
Drawdown



Assessing  
Biostimulants  
for Use in  
Southern Idaho



On-farm  
Air Emissions



Interseeding  
Cover Crops in  
Corn



# THE NET ZERO COMMITMENT

## **NET ZERO INITIATIVE (NZI)**

Achieve net zero greenhouse gas  
emissions by 2050

## **OTHER ENVIRONMENTAL GOALS**

- Improve water quality and soil health
- Maximize the use of manure nutrients

# IDAHO DAIRY NUTRIENT MANAGEMENT 101

**The goal:** whole farm nutrient balance

## **MINIMIZE NUTRIENT LOSS TO THE ENVIRONMENT**

- Reduce soil erosion
- Improve water quality

## **MAXIMIZE NUTRIENT UTILIZATION**

- Increase crop yields
- Enhance water use efficiency
- Improve soil health with manure application



# NMP STANDARDS

## **PHOSPHORUS THRESHOLD**

Manure application rates are determined by annual soil tests results.

## **PHOSPHORUS SITE INDEX**

Evaluates each individual field's characteristics to determine risk of phosphorus loss and manure application rates.



## P-SITE INDEX CRITERIA

**Included in the assessment are the following factors:**

- Olsen Phosphorus soil test
- Natural soil conditions
- Soil leaching and erosion potentials
- Slope of the field
- Distance to surface waters
- Best management practices implemented (i.e. sediment basins, cover cropping, perennial crops)



# NMP REQUIREMENTS

## BOTH STANDARDS

- Annual soil test for each field owned or operated by the dairy
- Manure nutrient analysis
- Maps of facilities and farm ground
- Lagoon construction reports and approvals
- Parlor water usage
- Facility stormwater runoff estimates
- Total # of cows and annual nutrients produced
- Crop rotations for five years
- Total crop nutrient use
- Prescribed manure application rates
- Manure handling practices
- Nutrient budgets

# QUESTIONS?

**RICK NAEREBOUT**

Chief Executive Officer  
rick@idahodairymens.org  
208.308.3383