



Idaho Statutes

Idaho Statutes are updated to the website July 1 following the legislative session.

TITLE 1
COURTS AND COURT OFFICIALS
CHAPTER 19

INCIDENTAL POWERS AND DUTIES OF JUDICIAL OFFICERS

1-1901. POWERS OF JUDICIAL OFFICERS. Every judicial officer has power:

1. To preserve and enforce order in his immediate presence, and in the proceedings before him, when he is engaged in the performance of an official duty.

2. To compel obedience to his lawful orders, as provided in this code.

3. To compel the attendance of persons to testify in a proceeding before him, in the cases and manner provided in this code.

4. To administer oaths to persons in a proceeding pending before him, and in all other cases where it may be necessary in the exercise of his powers and duties.

History:

[(1-1901) C.C.P. 1881, sec. 64; R.S., R.C., & C.L., sec. 3911; C.S., sec. 6503; I.C.A., sec. 1-1901.]

How current is this law?

Senator Lee S1348

These charts show accumulated delinquent debt owed to the courts as of the last day of state fiscal year or county fiscal year.

Please note: Current data reflects only information reported after individual counties implemented the Odyssey case management system. Debts paid prior to a county's implementation are not included. [Click here for more information.](#)

Location
 All

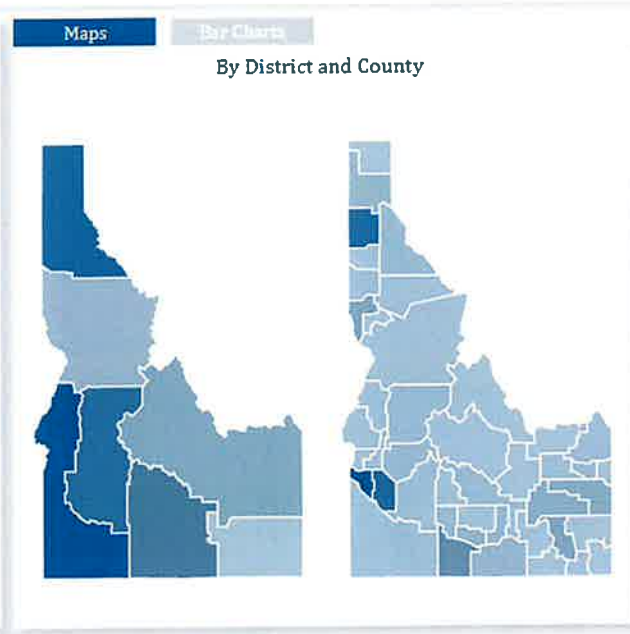
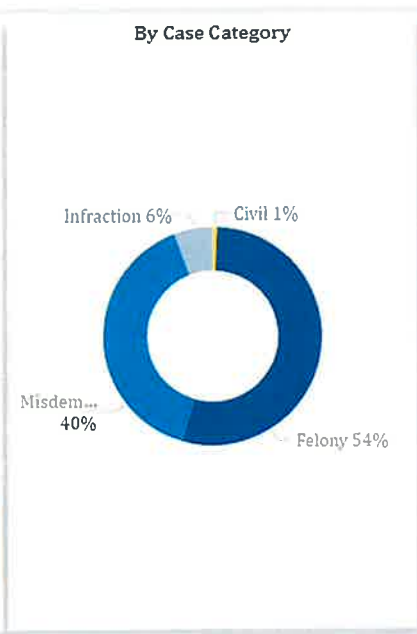
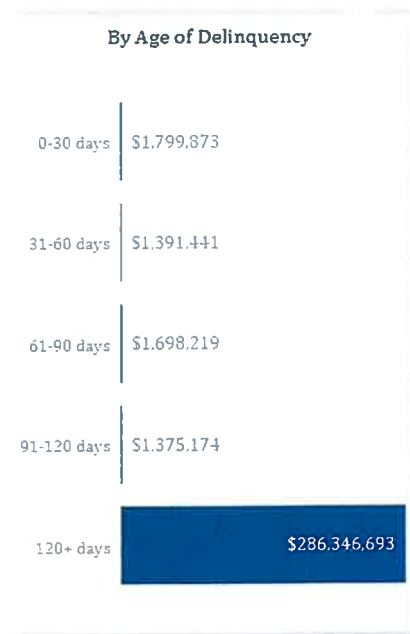
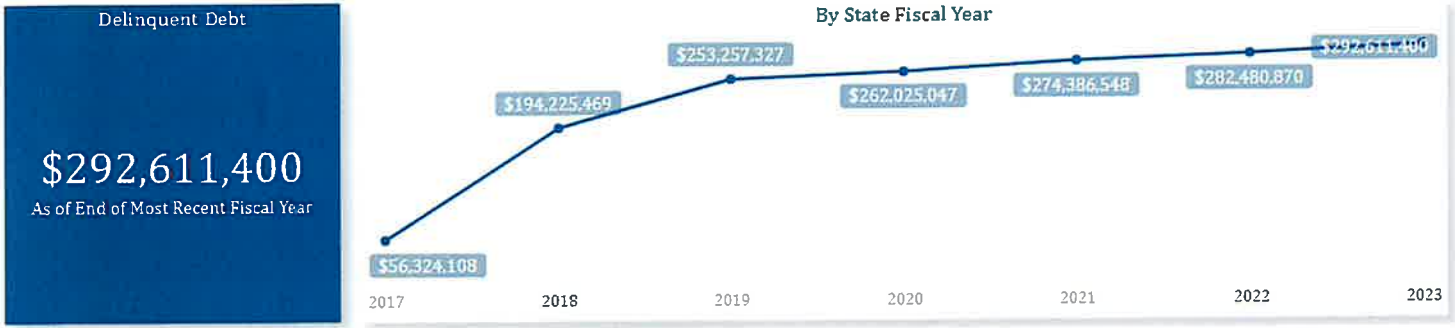
Time Frame
 2023

Court Type
 Adult

Case Category
 All

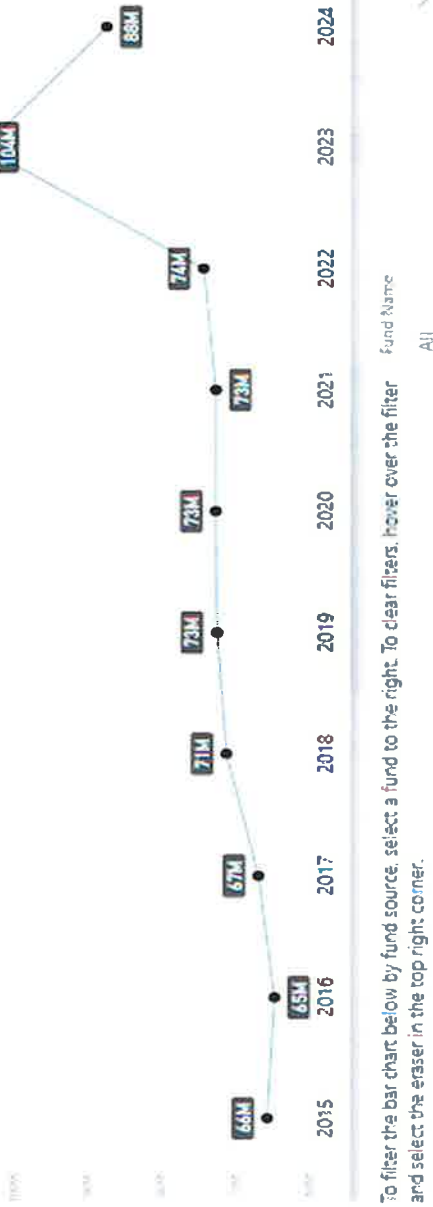
HOW TO USE THESE CHARTS

Use the buttons to toggle between the amount of delinquent debt and the number of cases with delinquent debt, and a view by either state or county fiscal year. For example, choosing "Amount" and "State Fiscal Year" will provide the total amount of delinquent debt per state fiscal year. Use the drop downs to further refine your view. Hover over maps and graphs to see specific data. State fiscal year is between July 1 and June 30; county fiscal year is Oct 1 to Sept 30.



Court Operations Budget Request

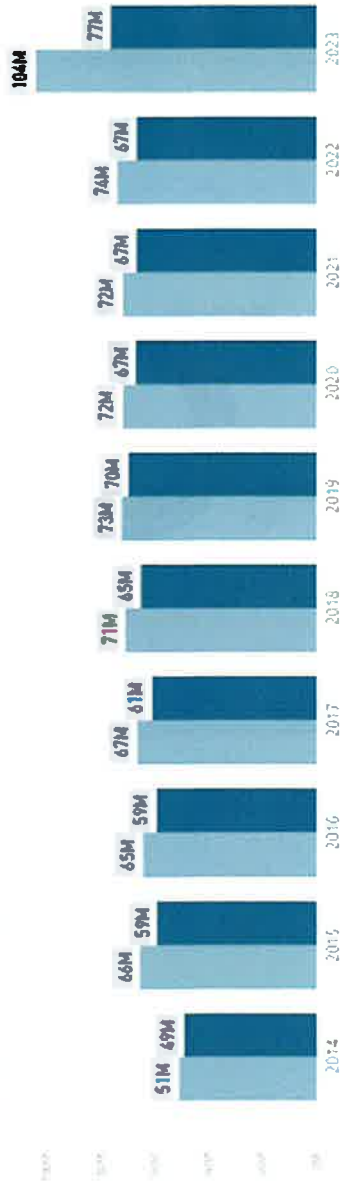
Original Appropriation for Division by Fiscal Year



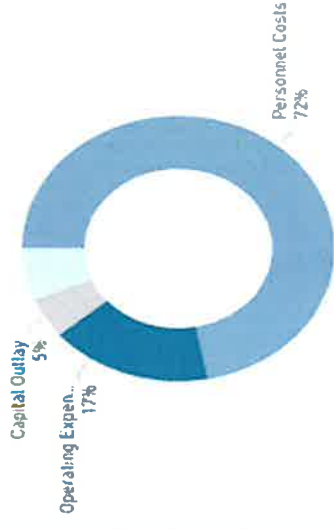
To filter the bar chart below by fund source, select a fund to the right. To clear filters, hover over the filter and select the eraser in the top right corner.

Total Appropriations and Actual Expenditures by Fiscal Year

● Total Appropriation ● Actual Expenditures

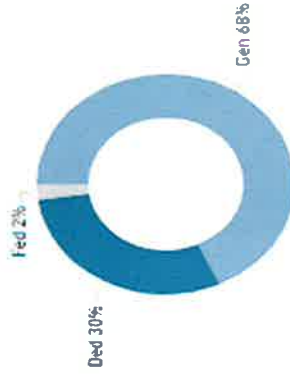


Expense Classes



Listed to the right are the fund category being shown. To show all fund categories, click the fund source again to view all fund sources.

Original Appropriation by Fund Category



Dedicated
Federal
General



Case and Charge Data Financial Data Understanding the Courts

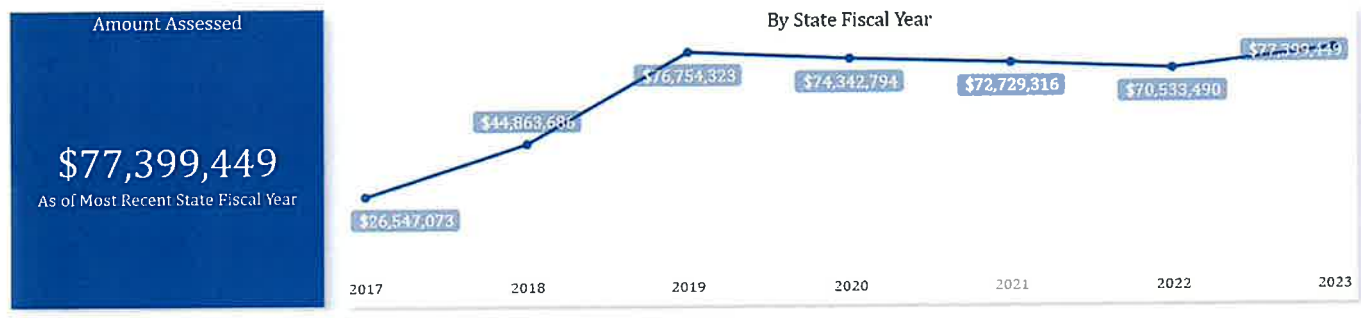
Fines and fees assessed and the total amount collected in Idaho from fiscal year 2017 to the most recent fiscal year. [View Data for More Info](#)

Please note: Current data reflects only information reported after individual counties implemented the Odyssey case management system. Debts paid prior to a county's implementation are not included. [Click here for more information.](#)

Assessed Collected State Fiscal Year County Fiscal Year Clear All Filters

HOW TO USE THESE CHARTS
Use the buttons to toggle between the amount of assessed and the amount of collected fines and fees, and a view by either state or county fiscal year. For example, choosing "Assessed" and "State Fiscal Year" will provide the total amount of fines and fees assessed per state fiscal year. Use the drop downs to further refine your view. Hover over maps and graphs to see specific data. State fiscal year is between July 1 and June 30; county fiscal year is Oct. 1 to Sept. 30.

Location: All
Time Frame: All
Court Type: Adult
Case Category: All
Statute: All
Case Type: All



Case and Charge Data Financial Data Understanding the Courts

Fines and fees assessed and the total amount collected in Idaho from fiscal year 2017 to the most recent fiscal year. [View Data for More Info](#)

Please note: Current data reflects only information reported after individual counties implemented the Odyssey case management system. Debts paid prior to a county's implementation are not included. [Click here for more information.](#)

Assessed Collected State Fiscal Year County Fiscal Year Clear All Filters

HOW TO USE THESE CHARTS
Use the buttons to toggle between the amount of assessed and the amount of collected fines and fees, and a view by either state or county fiscal year. For example, choosing "Assessed" and "State Fiscal Year" will provide the total amount of fines and fees assessed per state fiscal year. Use the drop downs to further refine your view. Hover over maps and graphs to see specific data. State fiscal year is between July 1 and June 30; county fiscal year is Oct. 1 to Sept. 30.

Location: All
Time Frame: All
Court Type: Adult
Case Category: All
Statute: All
Case Type: All

